






# Comparison of FAME plug-in test systems

					
Plug-in test system	FAME 1	FAME 2	FAME 3	FAME 3 SL	FAME 3 Rack
Operating principle	N/O contact (normally open)	N/C contact (normally closed)	N/C contact (normally closed)	N/C contact (normally closed)	N/C contact (normally closed)
Normal operation	With operating plug	Without operating plug	Without operating plug	Without operating plug	Without operating plug
Transformer short circuit (configuration)	In the plug-in test socket	In the test plug	In the plug-in test socket	In the plug-in test socket	In the plug-in test socket
Configurable switching points	With separate plug-in test sockets	With configured test plugs	With separate plug-in test sockets	With separate plug-in test sockets	With configured plug-in test socket
Time offset of the switching points	-	With contact tab lengths of the plug	-	-	With contact spring positions in the plug-in test socket
Connection technology of the plug-in test socket	Screw connection or Push-in connection	Screw connection or Push-in connection	Ring cable lug connection	Ring cable lug connection	Ring cable lug connection with captive screw
Mounting options	Panel cutout	Panel cutout or DIN rail	Panel cutout	Panel cutout	Panel cutout or 19" rack
Plug-in mechanism	Standard plug	Standard plug or rotary handle plug with defined latching positions	Standard plug or rotary handle plug with defined latching positions	Standard plug with compact plug with latching	Rotary handle plug with defined latching positions
Compact plug versions	Yes	No	Yes	No	No
Optionally with auxiliary contact for status detection	Yes	Yes	Yes	No	Yes
Modular numbers of positions	4-13	4-25	4-20	4, 6	4-25
Online configurator	No	Yes	Yes	No	Yes