

2026 Summer Specials

Quarterly Special valid from July 1st – September 30th, 2026



Power Distribution Blocks






All your terminal blocks from a single supplier



Phoenix Contact's new family of terminal blocks for potential distribution according to CSA (Terminal Assemblies) and UL1059 (Terminal Blocks) is now available. You can choose between six versions for currents up to 335 A with 6 to 12 outputs.

Features and Benefits

- ✔ Safer installation with included cover with main technical data printed
- ✔ Easy wiring with cover opening in two directions
- ✔ Approved according to CSA CLASS - C622801 - Terminal Assemblies
- ✔ Approved according to UL1059 - Terminal Blocks

| | Order no. | Description | Current (CSA) | Input | Wire gauge | Output | Wire gauge | Promo Price |
|---|----------------|-------------------|---------------|------------|--------------------------------------|-------------------|----------------------------------|----------------|
|  | 1725165 | TB-EE-DB 80/3+4 | 80 A | 1 x | 14-4 AWG | 2 x 4 x | 14-4 AWG 14-0 AWG | \$10.40 |
|  | 1725167 | TB-EE-DB 125/2+6 | 115 A | 1 x 1 x | 8-2 AWG 10-6 AWG | 6 x | 14-6 AWG | \$17.50 |
|  | 1725166 | TB-EE-DB 160/2+6 | 160 A | 1 x 1 x | 6-2/0 AWG 10-6 AWG | 6 x | 14-6 AWG | \$22.15 |
|  | 1725168 | TB-EE-DB 175/2+10 | 175 A | 2 x | 6-2/0 AWG Stranded only | 10 x | 14-6 AWG | \$28.15 |
|  | 1725169 | TB-EE-DB 250/1+11 | 255 A | 1 x | 2 AWG 250kcmil Stranded only | 2 x 5 x 4 x | 14-2 AWG 14-6 AWG 14-8 AWG | \$41.90 |
| | 1798055 | TB-EE-DB 400/1+11 | 335 A | 1 x | 3/0 AWG 400kcmil Stranded only | 2 x 5 x 4 x | 14-2 AWG 14-6 AWG 14-8 AWG | \$56.25 |

All orders must reference promo code *****SUMMER2026*****. Quarterly Special valid from July 1st – September 30th, 2026. All prices are customer net each.


**Please note that ALL pricing is in CAD and this special is only available in Canada*

EMC Filter


EMC filters limit high-frequency interference voltages and currents generated by equipment during normal operation and occurring under fault conditions. Using our EMC filters, you ensure smooth operation in environments subject to interference.



EMC filters

|  | Nominal load current | 1 A | 3 A | 6 A | 10 A | 20 A |
|---|----------------------|-------------------|-------------------|-------------------|--------------------|--------------------|
| | Description | FIL-1S-1-1A-230AC | FIL-1S-1-3A-230AC | FIL-1S-1-6A-230AC | FIL-1S-1-10A-230AC | FIL-1S-1-20A-230AC |
| Order no. for Push-in | 1292328 | 1292326 | 1292321 | 1292319 | 1292316 | |
| Order no. for screw | 1292329 | 1292327 | 1292323 | 1292320 | 1292318 | |
| Promo Price | \$100.00 | \$108.00 | \$116.00 | \$124.00 | \$132.00 | |

EMC filters with surge protection

|  | Nominal load current | 5 A | 10 A | 15 A | 20 A |
|---|----------------------|-----------------|------------------|------------------|------------------|
| | Description | SFP2-1-5A-120AC | SFP2-1-10A-120AC | SFP2-1-15A-120AC | SFP2-1-20A-120AC |
| Order no. for Push-in | 1292458 | 1292455 | 1292450 | 1292419 | |
| Order no. for screw | 1292315 | 1292457 | 1292453 | 1292421 | |
| Promo Price | \$255.00 | \$260.00 | \$265.00 | \$270.00 | |

Wi-Fi 6/6E For Powerful Networks

WLAN 1000 client series

The new WLAN 1000 client series with Wi-Fi 6/6E offers reliable real-time communication, high reliability, and supports large networks with many devices. Wi-Fi 6E also uses new transmission channels in the 6 GHz band for better performance.



Your Advantages

- ✓ Wi-Fi 6 (IEEE 802.11AX) for better resource utilization, stability, and network capacity
- ✓ Wi-Fi 6E with new, free channels in the 6 GHz band
- ✓ Quick change of WLAN cells through software optimization of the roaming function
- ✓ WLAN clients support all three bands: 2.4 GHz, 5 GHz, and new 6 GHz
- ✓ Very high level of security with WPA 3 and security by design (IEC 62443-4-1)

Main Features

- Wi-Fi 6/6E (2.4 / 5 / 6 GHz, depending on version and country)
- Gross data rate up to 2,400 Mbps
- Fast roaming in cellular applications
- Controllable via REST API
- Maximum security with WPA2 / WPA3
- Ethernet with 10/100/1,000 Mbps

| 1386092 | 2702993 |
|--|--|
| FL WLAN 1121 | FL WLAN 1021 |
| Wi-Fi 6E client with internal antennas designed to be mounted on a panel | Wi-Fi 6E client that requires external antennas can be direct mounted or DIN mounted with optional accessory |
| \$750.00 | \$750.00 |

M12 Field Wireable Connectors

Easy and reliable conductor connections without tools

Looking for a reliable, flexible, and easy-to-install solution for your industrial wiring needs?

M12 Field Wireable Connectors are the perfect choice!

Features and Benefits

- ✔ **Push-Lock Connection:** No tools required, color coded levers, saving you time and effort
- ✔ **Rugged & Durable:** Designed to withstand harsh environments, including vibration, shock, and extreme temperatures
- ✔ **Versatile Applications:** Ideal for automation, machinery, transportation, and industrial networking
- ✔ **Customizable Options:** Available in various pin configurations, orientations, and coding variants to suit your specific needs
- ✔ **Reliable Performance:** Ensures secure and stable connections for signals, data transfer and power supply



| Order no. | Description | Details | Promo Price |
|----------------|------------------------|---------------------------------------|----------------|
| 1424657 | SACC-M12MS-4PL M | M12 male 4-Pole A-cod connector PL | \$8.99 |
| 1424655 | SACC-M12FS-4PL M | M12 female 4-Pole A-cod connector PL | \$8.99 |
| 1424649 | SACC-M12MS-5PL M | M12 male 5-Pole A-cod connector PL | \$8.99 |
| 1424652 | SACC-M12FS-5PL M | M12 female 5-Pole A-cod connector PL | \$8.99 |
| 1424682 | SACC-M12MSD-4PL SH PN | M12 male 4-Pole D-cod connector PL | \$14.99 |
| 1424683 | SACC-M12FSD-4PL SH PN | M12 female 4-Pole D-cod connector PL | \$14.99 |
| 1411043 | SACC-M12MSX-8QO SH ETH | M12 male 8-Pole X-cod connector IDC | \$29.99 |
| 1414586 | SACC-M12FSX-8QO SH ETH | M12 female 8-Pole X-cod connector IDC | \$35.99 |

Switch and Protect

Relay with Integrated Circuit Breaker

PLC-INTERFACE offers the innovative combination of a relay interface and circuit breaker in an overall width of just 6.2 mm, for more space in the control cabinet. The nominal current and shutdown behavior can be configured individually via DIP switches on the device.



Features and Benefits

- ✓ Configurable with DIP switch
- ✓ Circuit breaker with physical disconnection via relay
- ✓ Compatible with PLC-INTERFACE relay modules
- ✓ Easy function extension in existing systems
- ✓ Space-saving design with an overall width of 6.2 mm

| Order no. | Description | Connection type | Promo Price |
|-----------|-----------------------|-----------------|-------------|
| 1328357 | PLC-RSC- 24DC/1/CB1-6 | Screw | \$44.00 |
| 1328360 | PLC-RPT- 24DC/1/CB1-6 | Push-in | \$44.00 |

Tilting Workstation Table

The mobile mounting table features a flexible and stable work surface for mounting and wiring mounting panels and control cabinets. With its infinitely variable height adjustment and tilt function (0-80 °), the mounting table can be adapted perfectly to the way you work.

Maximum size Backplate:

63" x 47" x 14"

(1600mm x 1200mm x 350mm)

Maximum weight:

285lbs (130kg)

[LEARN MORE](#)



| Order no. | Description | Promo Price |
|-----------|--|-------------|
| 1865298 | BS-WS MOUNTING TROLLEY-MECH | \$8,500 |
| 1906957 | BS-WS MTG TROLLEY/PANEL FIX Clamps for attachment of mounting panels to 1865298 | \$315 |

