

CRIMPFOX

Self-setting crimping tools for ferrules

Self-setting crimping tools

For process-reliable conductor processing

The CRIMPFOX family provides you with a wide range of crimping tools for processing ferrules in accordance with DIN 46228-1/-4 and UL 486F-/-E.

Along with our conventional crimping pliers with an individual die area per cross-section, the tools that automatically adapt to the respective cross-section are in particular demand. These tools eliminate the risk of selecting the wrong die cavity.



Certified crimping tools in use

The CRIMPFOX CENTRUS in use at Neuberger Gebäudeautomation GmbH

Precision with total process reliability

Neuberger Gebäudeautomation GmbH plans and manufactures control cabinets for future-proof building automation. For Neuberger, the quality of the many electrical connections begins with the quality of the ferrule crimping.

The specialists process cross-sections of 0.14 to 240 mm² in their production facilities every day. Here, 90% of the conductors are up to 6 mm² and are crimped with a ferrule. Each specialist therefore always has their own cutting and stripping tool at hand, as well as their own crimping tool, the CRIMPFOX CENTRUS.

“A total of 2,800 individually manufactured control cabinets and distributors leave our facilities every year. The production of switching devices is therefore one of the core fields of expertise in our company. This is why uncompromising quality and the associated process reliability are always our top priorities.

We appreciate the superior ergonomics of the CRIMPFOX CENTRUS – it simply fits comfortably in your hand. The crimping pliers have proven their worth for us and we know we can rely on them”.

Matthias Malessa
Production Manager
Control Cabinet Building and
Electronics Manufacturing at
Neuberger Gebäudeautomation




Ferrules and crimping tools, UL-listed

Phoenix Contact was one of the first manufacturers to have ferrules combined with a selection of crimping tools and crimping devices certified in accordance with the UL 486F standard that went into force in 2016 (ZMLF.E488001). Together with conformity with the DIN 46228-1/-4 standard (updated 2020-03), it meets the global market requirements for quality, safety, and compatibility, offering a system that is accepted worldwide to export-oriented users.

Find out more here:



CRIMPFOX – self-setting crimping tools

CRIMPFOX					
	Cross-section	Crimping length	Crimping shape	Type	Item no.
	0.14 mm ² ... 6 mm ² 2x 0.5 mm ² ... 2x 4 mm ²	12 mm		CENTRUS 6S	1213144
				CENTRUS 6H	1213146
	0.14 mm ² ... 10 mm ² 2x 0.5 mm ² ... 2x 4 mm ²	12 mm		CENTRUS 10S	1213154
				CENTRUS 10H	1213156
	0.14 mm ² ... 6 mm ² 2x 0.5 mm ² ... 2x 4 mm ²	12 mm		CENTRUS 6S-NC	1202882
				CENTRUS 6H-NC	1202883
	0.25 mm ² ... 4 mm ² 2x 0.5 mm ² ... 2x 1.5 mm ²	13 mm		VARIO 4S	1108766
	6 mm ² ... 16 mm ²	17 mm		VARIO 16S	1108767
	0.14 mm ² ... 10 mm ² 2x 0.5 mm ² ... 2x 4 mm ²	20 mm		10T-F	1134913
	0.14 mm ² ... 10 mm ² 2x 0.5 mm ² ... 2x 4 mm ²	12 mm		DUO 10	1031721
	0.14 mm ² ... 16 mm ² 2x 0.5 mm ² ... 2x 6 mm ²	16 mm		DUO 16S	1202877



Process reliability and efficiency

The self-setting crimp mechanism in combination with the integrated pressure lock ensures ideal, reproducible crimping results every time. The crimping pliers cover a large cross-section range and enable fast processing.



Ergonomic and comfortable

With their ergonomic design, balanced weight, and narrow grip widths, the CRIMPFOX pliers are ideal for hands big or small, thus ensuring comfortable handling.



Smooth action and low fatigue

The special leverage ratio reduces the required actuation force and ensures a comfortable force curve. The non-slip support on the lower handle provides additional support.

For greater flexibility: CRIMPFOX DUO crimping pliers with rotatable die


The dies of the CRIMPFOX DUO ... crimping pliers can be rotated at the push of a button and thus enable both lateral and frontal processing of conductors and ferrules. The integrated locking mechanism holds the die securely in its position.

The CRIMPFOX DUOs are very impressive in particular when working in confined areas, as is often the case during installation work or wiring directly in the control cabinet.

Find out more here:



Frontal insertion direction



Rotation via button-push




Lateral insertion direction

Ferrules

Cross-section		Color	Uninsulated, DIN 46228-1 / UL 486F		Insulated, DIN 46228-4 / UL 486F		Insulated, for conductors with thicker insulation, UL 486F		Insulated, for short-circuit- proof conductors, UL 486F	
mm ²	AWG		Sleeve length [mm]	Item no.	Sleeve length [mm]	Item no.	Sleeve length [mm]	Item no.	Sleeve length [mm]	Item no.
0.14 ... 0.34	26 ... 22	●	5	3202465	6	3203040				
		●			8	3203037				
		●			7	3202478	10	3241129		
0.50	20	○	6	3200218	8	3200014	8	1208966		
			10	3202494	10	3201275	10	3203150		
0.75	18	●	6	3200221	8	3200519	8	1208979		
			10	3200234	10	3201288	10	3203163		
1.00	18	●	6	3200247	8	3200030	8	1208982		
			10	3200250	10	3200182	10	1208869		
1.50	16	●	7	3200263	8	3200043	8	3202892	8	3201916
			10	3200276	10	3200195	10	1208872	10	3201974
2.50	14	●	7	3200289	8	3200522			8	3201929
			12	3200292	12	3200962			12	3201987
4.00	12	●	9	3200302	10	3200535			10	3201932
			12	3200315	12	3200959				
6.00	10	●	10	3202520	12	3200548			12	3201945
			12	3200328	18	3200603				
10.00	8	●	12	3200331	12	3200551			12	3201958
			18	3200344	18	3200616				
16.00	6	●	12	3200425	12	3200564			12	3201961
			25	1090632	18	3200629				

Cross-section		Color	Insulated, for two conductors UL 486F	
mm ²	AWG		Sleeve length [mm]	Item no.
2x 0.50	2x 20	○	8	3200933
2x 0.75	2x 18	●	8	3200807
			10	3200975
2x 1.00	2x 18	●	8	3200810
			10	3200988
2x 1.50	2x 16	●	8	3200823
			10	3201534
2x 2.50	2x 14	●	10	3200836
			13	3200878
2x 4.00	2x 12	●	12	3201000
2x 6.00	2x 10	●	14	3201013

Find out more about ferrules.
You will find other color, length, and size versions
by scanning the QR code.




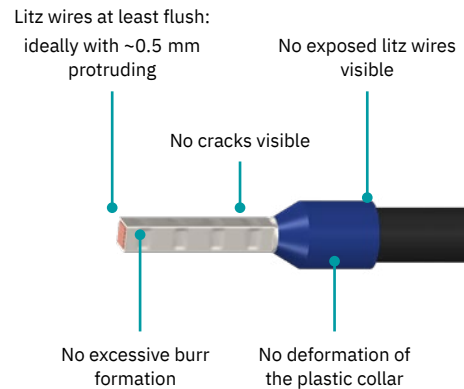
Process-reliable conductor processing

Tips for optimum work results

Use high-quality tools that are tailored to your application. Ensure correct stripping of the conductors and the appropriate ferrule sizes for a secure connection.

Avoid quality problems and risks by regularly checking your tools and checking the work results.

Find out more here:



Professional crimping

Mechanical crimping pliers from Phoenix Contact ensure reliable connections for all common contact types. Find out more about other versatile crimping tools.



Tool sets

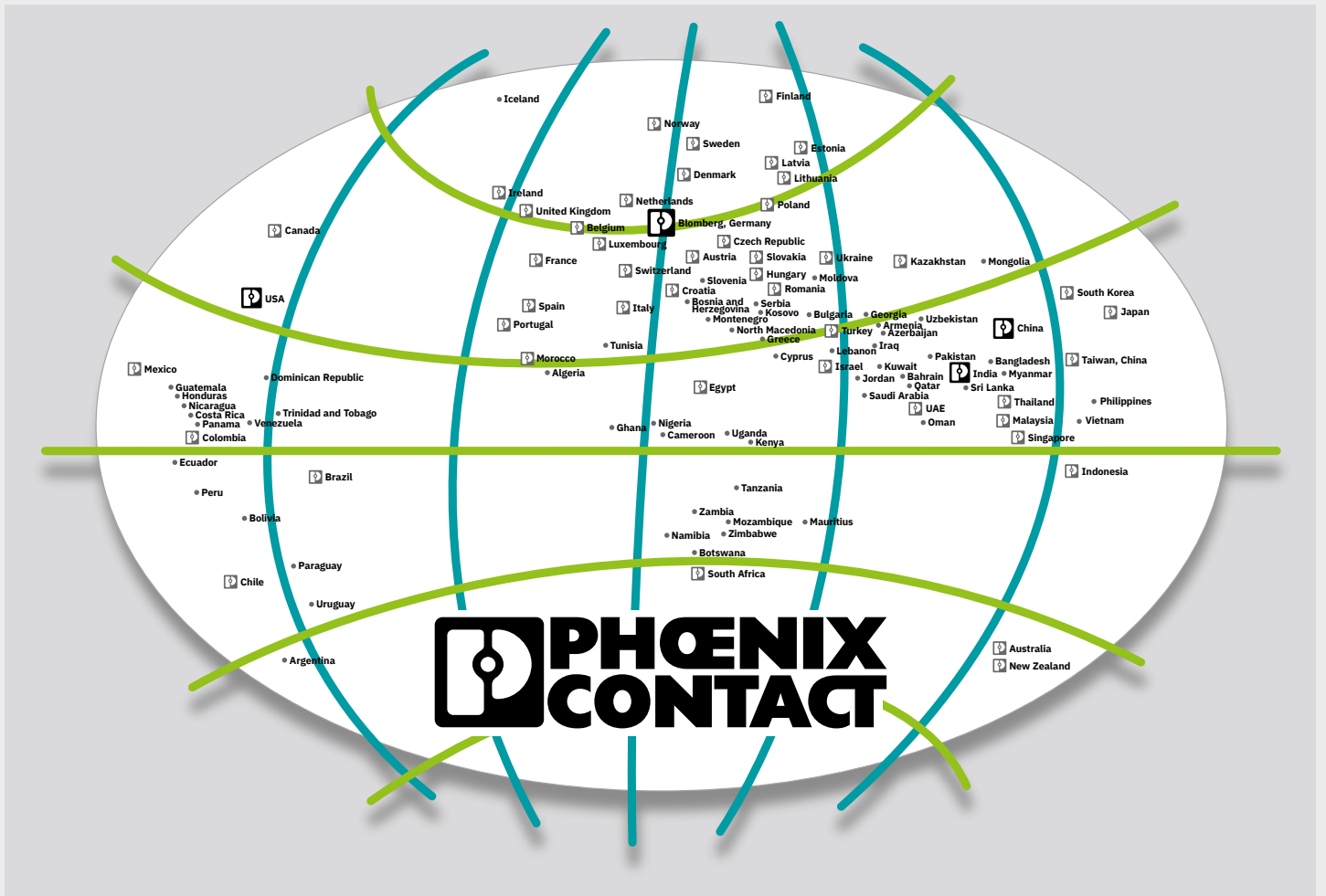
With the Phoenix Contact tool sets, you will always have the right tool at hand, whatever the job. Choose from existing sets or create your own individual tool set.



TOOLS FOR YOU

Take advantage of our marking service and personalize your tools with laser engraving. Protect your tools against theft or being confused with those of others with custom tool marking.

➤ For more information, visit: phoenixcontact.com/hand_tools



Open communication with customers and partners worldwide

Phoenix Contact is a global market leader based in Germany. We are known for producing future-oriented products and solutions for the electrification, networking, and automation of all sectors of the economy and infrastructure. With a global network reaching across more than 100 countries with over 21,000 employees, we maintain close relationships with our customers, something we believe is essential for our common success.

Our wide range of innovative products makes it easy for our customers to implement the latest technology in a variety of applications and industries. This especially applies to the target markets of energy, infrastructure, industry, and mobility.

You can find your local partner at
phoenixcontact.com