



## Tools

Hand tools, automatic tools, ferrules, and connectors

# The right tool for every application

As a manufacturer of professional processing and measuring tools, Phoenix Contact is your expert partner for all industrial and manual applications. Our range of tools features a comprehensive portfolio of quality hand tools for cutting, stripping, crimping, mounting, and testing. Automatic tools for cutting, stripping, and crimping for the fast and precise processing of wires and cables round out the tool range. We thereby ensure that all tasks in the process chain can be performed professionally.



## 1 Hand tools

Robust and ergonomic: work conveniently and safely with the professional and durable hand tools.

➤ More information starting on page 16

## 2 Tool sets and toolbags

Clearly arranged: you always have the right tool at hand with our tool sets.

➤ More information starting on page 78

## 3 Automatic tools

Precise and fast: our automatic tools enable you to process wires and cables automatically and with consistent quality.

➤ More information starting on page 88

## Quality, expertise, and knowledge

We use our expertise and knowledge in the field of tools to develop innovative products with high quality standards.

> More information starting on page 4



## 4

### Ferrules and crimp connectors

Professional and safe: process high-quality and standard-compliant ferrules and crimp connectors for safe electrical connections.

> More information starting on page 110




## Contents

Tool quality, expertise, and knowledge	4
Hand tools	16
CUTFOX cutting tools	18
WIREFOX stripping tools	28
CRIMPFOX crimping tools	34
SCREWFOX screwdriver tools	52
TESTFOX testing and measuring tools	64
UNIFOX universal and special tools	66
MICROFOX electronics tools	74
Tool sets and toolbags	78
Automatic tools	88
Automatic cutting devices	90
Automatic stripping devices	92
Automatic crimping devices	96
Automatic stripping and crimping devices	100
Portable automatic stripping and crimping device	104
Worker assistance system for wire preparation	108
Ferrules and crimp connectors	110
Ferrules	112
Crimp connectors	130

# Tool quality, expertise, and knowledge

The Phoenix Contact tool range is characterized by precision, durability, and effectiveness. It also features impressive convenient handling and high quality. We produce our tools in highly specialized manufacturing processes in accordance with applicable standards, directives, and legal regulations. Conscious of our responsibility to the environment, production at our manufacturing site in Sweden conserves resources and is sustainable.



## Purchasing

Right from the procurement phase of all raw materials and components for our tools and automatic devices, we place the highest requirements on quality.




## Development

We develop innovative products that impress – our development focuses on ergonomics, user-friendliness, efficiency and safety.



### Production

Our qualified experts deliver high-quality products. A comprehensive machine park and the most modern manufacturing processes are available for this.



### Quality assurance

We guarantee the highest quality standards across the entire process chain. We guarantee adherence to these standards through regular checks with the latest testing processes and procedures.



### Advice and service

Do you need support? Our expert team will gladly advise you in all matters regarding products and applications.

# Conductors and cables

Wires, conductors, and cables serve the purpose of carrying electrical signals or energy. In everyday conversation, cables are often equated to wires, as both versions generally consist of several conductors that are isolated from each other. Cables, however, have increased mechanical resistance, which allows use in the ground, underwater or even unprotected outside. The conductor (also called wire) consists of a conductive core of copper or aluminum, in addition to insulation. Copper is preferred, due to its excellent electrotechnical properties.


In the IEC/DIN EN 60228 (VDE 0295) standard, the conductor cross-sections are defined by the electric conductance or resistance values. These values are the basis for determining the maximum current carrying capacity. Geometrical data, in particular cross-section tolerances, is not specified here. As a result, the actual cross-section can deviate substantially from the nominal cross-sections. By using copper, which today has a purity of up to 99.99%, the manufacturer is in a position to replace the actual copper cross-section with one of more than 10% less. This presents a challenge when it comes to crimping.

The IEC / DIN EN 60228 (VDE 0295) divides conductor into four classes of flexibility, which classifies the basic flexibility of the conductors. The criteria for this are the individual wire diameters and the number of individual wires.

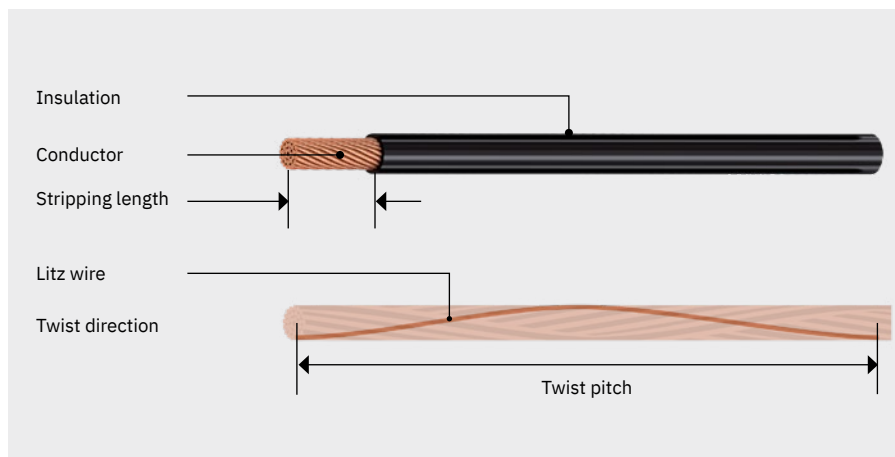
A further influence on the inherent stability is the twist pitch. The twist pitch refers to the length of an individual wire that is required for a 360° rotation. The lower the twist pitch, the more rigid and compact the conductor is. This also increases the outside diameter.

The insulation serves as a permanent divider between the individual conductors as well as a protective casing against external influences. The basic requirement from the insulation material is the greatest possible electrical resistance; however, the corresponding resulting warmth can detract from this. Today, the choice of insulation is above all plastic, in all its versions. The type and properties of the plastic decide the later possibility of use for the conductors, cables, and wires.

A further criterion is the strength of the insulation. This directly influences the mechanical and electrical loading capacity. The condition of the insulation (such as hardness, durability, thickness,...) is furthermore decisive when choosing the right stripping tool.



Conductor classes in accordance with IEC / DIN EN 60228 (VDE 0295)



Standard conductor structure

# Conductor pull-out test

Crimping points can be affected by tensile forces during wiring or operation. Therefore, properly crimped connectors and ferrules must offer a high degree of mechanical safety. To test the tensile load capacity, a crimped conductor is exposed

to a predefined, cross-sectional tensile force for a period of 60 seconds, and it must withstand this load. The tensile force exerts stress on the conductor at the crimping point. Damage to the crimping point must not occur. Generally, even the

maximum tensile force is tolerated, until the connection is destroyed.

Cross-section-related pull-out values										
Metric	JIS type	AWG/MCM equivalent		UL 486F-A-F	IEC 60999-1/2 EN 60947-1 DIN 46228-1/4	IEC 60352-2	UL486A/B (CU)	JIS C 2805	DIN EN 61238-1 (CU)	DIN EN 61210
0.2 mm <sup>2</sup>	-	24	0.21 mm <sup>2</sup>	20 N	10 N	28 N	22.3 N			28 N
0.25 mm <sup>2</sup>				20 N		32 N				
0.34 mm <sup>2</sup>	-	22	0.33 mm <sup>2</sup>	20 N	15 N	40 N	35.6 N			40 N
0.5 mm <sup>2</sup>	-	20	0.52 mm <sup>2</sup>	20 N	20 N	60 N	57.9 N			56 N
0.75 mm <sup>2</sup>	-			30 N	30 N	85 N	89 N			84 N
		18	0.82 mm <sup>2</sup>	30 N	30 N	90 N	89 N			
1 mm <sup>2</sup>	-			35 N	35 N	108 N				108 N
-	1.25 mm <sup>2</sup>							100 N (200 N)		
		16	1.31 mm <sup>2</sup>	40 N	40 N	135 N	134 N			
1.5 mm <sup>2</sup>				40 N	40 N	150 N	134 N			150 N
-	2.0 mm <sup>2</sup>							100 N (290 N)		
		14	2.08 mm <sup>2</sup>	50 N	50 N	200 N	223 N			
2.5 mm <sup>2</sup>				50 N	50 N	230 N	223 N			230 N
-		12	3.31 mm <sup>2</sup>	60 N	60 N	275 N	312 N			
	3.5 mm <sup>2</sup>							540 N		
4 mm <sup>2</sup>				60 N	60 N	310 N	312 N			310 N
-	5.5 mm <sup>2</sup>							780 N		
6 mm <sup>2</sup>		10	5.26 mm <sup>2</sup>	80 N	80 N	360 N	356 N			360 N
-	8 mm <sup>2</sup>							980 N		
		8	8.37 mm <sup>2</sup>			370 N	401 N			
10 mm <sup>2</sup>				90 N	90 N	380 N	401 N		600 N	
-	14 mm <sup>2</sup>							1,400 N		
16 mm <sup>2</sup>		6	13.23 mm <sup>2</sup>	100 N	100 N		445 N		960 N	
-	22 mm <sup>2</sup>							1,800 N		
25 mm <sup>2</sup>		4	21.15 mm <sup>2</sup>	135 N	135 N		623 N		1,500 N	
		3	26.67 mm <sup>2</sup>				712 N			
35 mm <sup>2</sup>		2	33.62 mm <sup>2</sup>	190 N	190 N		801 N		2,100 N	
	38 mm <sup>2</sup>							2,500 N		
		1	42.41 mm <sup>2</sup>				890 N			
50 mm <sup>2</sup>		1/0	53.48 mm <sup>2</sup>		236 N		1,113 N		3,000 N	
	60 mm <sup>2</sup>							3,200 N		
70 mm <sup>2</sup>		2/0	67.43 mm <sup>2</sup>		285 N		1,235 N		4,200 N	
95 mm <sup>2</sup>		3/0	85.01 mm <sup>2</sup>		351 N		1,558 N		5,700 N	
	100 mm <sup>2</sup>							3,900 N		
120 mm <sup>2</sup>		4/0	107.22 mm <sup>2</sup>		427 N		2,003 N		7,200 N	
		250 MCM	127 mm <sup>2</sup>				2,225 N			
150 mm <sup>2</sup>	150 mm <sup>2</sup>	300 MCM	152 mm <sup>2</sup>		427 N		2,448 N	4,100 N	9,000 N	
185 mm <sup>2</sup>		350 MCM	177 mm <sup>2</sup>		503 N		2,670 N		11,100 N	
	200 mm <sup>2</sup>							4,400 N		
		400 MCM	203 mm <sup>2</sup>				2,893 N			
240 mm <sup>2</sup>		500 MCM	253 mm <sup>2</sup>		578 N		3,560 N		14,400 N	
	250 mm <sup>2</sup>							4,600 N		
300 mm <sup>2</sup>		600 MCM	304 mm <sup>2</sup>		578 N		4,005 N		18,000 N	
	325 mm <sup>2</sup>							4,800 N		

## Gas tightness in crimp connections

A gas-tight crimp connection is the result of a defined crimping procedure. The wire strands in one or more conductors and a connector are joined into a largely homogeneous structure, with no clearances. This results in a durable, reliable connection that cannot be detached. In addition to the mechanical and electrical properties to be tested, a visual observation of the connection provides key information on the quality of the connection. To this end, micrographs or images are captured by means of computer tomography. The porosity, elongation at break, and the deformation of the individual wire strands is assessed in this way.


A correctly executed crimp procedure is largely protected from gases such as sulfur-dioxide containing industrial environments, oxygen, salt spray, or other corrosive media. This prevents corrosion during the service life of the individual wire strand and that the electrical properties deteriorate as a result. The crimp connections of ferrules cannot be compared directly with connectors or cable lugs. They must be considered differently. Ferrules are used as splicing protection for class 2, 5, and 6 copper conductors, that are flexible and highly flexible. The copper sleeve of the ferrule only has a material thickness of 0.15 to 0.45 mm. It is significantly thinner than

that of cable lugs, for example. If the copper sleeve of a ferrule with a conductor cross-section of 2.5 mm<sup>2</sup> has a material thickness of 0.3 mm, the material thickness of a comparable cable lug is 0.8 mm. DIN 46228 (parts 1-4) describes the mechanical testing and the envelope dimension check as of 2.5 mm<sup>2</sup> for class 5 copper conductors in accordance with IEC 60228. The electrical properties are evaluated together with the later application of the connection, e.g., within a terminal block. In harsh environments, corrosion-free contact areas are a real prerequisite for low-resistance and therefore high-performance connections. For this reason, the secure positioning of the connection in the terminal point must be ensured. The impact of aggressive media on the terminal point is evaluated in the terminal block standard for copper conductors. The voltage drop in accordance with DIN EN 60947-7-1 must not exceed a value of 3.2 mV before or after the test, nor must it exceed 1.5 times the value measured at the start of the test.


In a gas-tight connection, it is assumed that the test object fulfills requirements of a test in a condensation changing climate with an atmosphere containing sulfur dioxide in accordance with DIN 50018 (AHT 2.0 S). This test consists of storage in a condensation changing climate with changing air humidity and temperatures.

In the first test section, the test object is exposed to an SO<sub>2</sub> volume concentration of 0.67% at a temperature of 40°C and a humidity of approx. 100% for 8 hours. After this test, the test objects are left to dry for 16 hours with the door open. This cycle is executed twice, before the test objects are assessed.

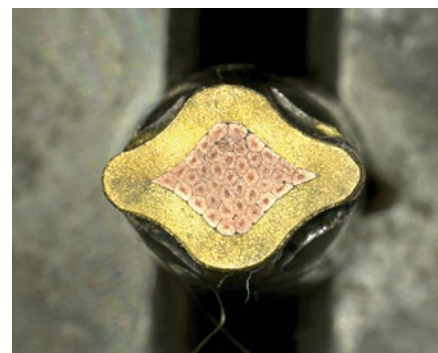
When used correctly at contact points, Phoenix Contact crimping tools and connectors achieve a permanent gas-tight connection that cannot be impaired even by aggressive substances. Even aggressive media do not impact this connection.



*View lengthways through the crimp*



*View vertically through the crimp*



*Micrograph*



# 1,000 V tests in accordance with EN 60900

In the strict safety regulations for working on live parts up to 1,000 V AC and 1,500 V DC, VDE-insulated tools take on a key role in addition to general safety measures. International standard IEC 60900 places very stringent requirements on insulated tools. In addition to specifications regarding the geometry and dimensions, this standard primarily defines the properties of the insulation material. Comprehensive tests complete the standard.

As such, the condition of the insulation and the inscriptions undergo a visual test. An impact test checks the resistance of the insulation layer to impacts. Breakages, flaking or cracks must not occur, even at low temperatures (-25°C or -40°C depending on the category). After an indentation test (semi-sphere with 5 mm diameter), the insulation is exposed to 70°C with 20 N for two hours. After cooling, the test pick-off must not exhibit any electrical disruptive discharge, flashover or sparkover over a period of three minutes while a voltage of 5 kV is applied (RMS value).

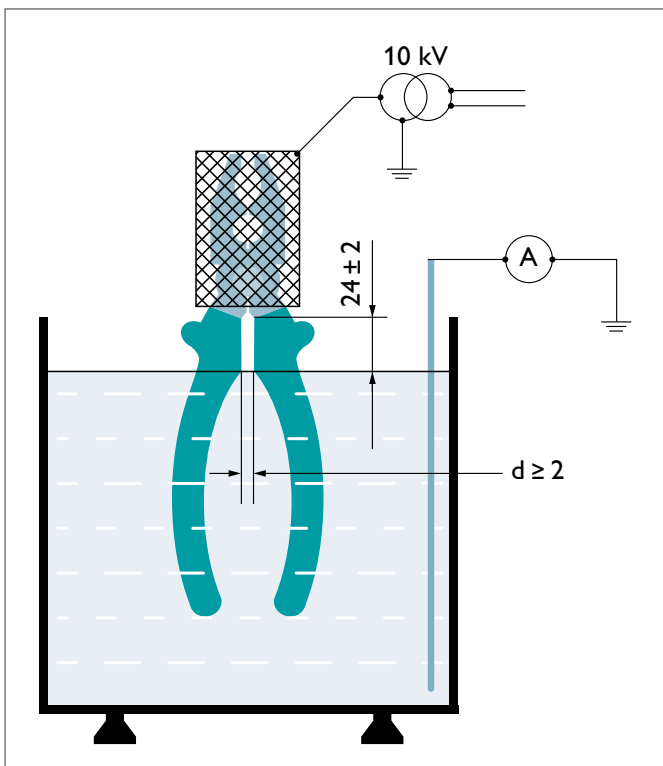
In dielectric tests, pre-conditioned tools (water bath or humid storage) are exposed to a voltage test. A voltage of 10 kV is applied for three minutes. The discharge current must be less than 1 mA per 200 mm coating length of the hand tool.

Further tests are based on the adhesion strength of the insulation coating, the inscriptions' resistance to chemicals, and the combustion behavior. The positive outcome of the type proofing of a tool forms the basis for using the VDE logo, in conjunction with IEC 60900. Regular inspections of production sites and test centers are also made by the appropriate VDE approval body. Among other things, this involves taking random product samples from ongoing production and assessing them.

The manufacturer carries out comprehensive testing, during production that ensure that all of the requirements of the IEC 60900 are adhered to. The last hurdle is the test for electric strength. Each tool is tested at 10,000 V AC. Only

after passing this test can a tool be referred to as VDE-certified and released for sale.

The VDE-insulated and correspondingly marketed tools from Phoenix Contact provide the user with high quality and the greatest possible degree of safety when working with live parts up to 1,000 V AC and 1,500 V DC.



Device for voltage tests of insulated hand tools (DIN EN 60900 Figure 15)



Marking on a VDE tool: The letter "C" indicates that it may be used at low temperatures

# Cutting and stripping

## Cutting

Cable processing starts with the trimming or cutting of the conductor or cable.

Conductors and cables in a wide range of sizes, shapes, and insulation can only be processed professionally and permanently with quality tools. Optimum leverage means that you only need to apply low manual force to generate maximum force in the cutting area.

When it comes to cutting conductors and cables in the upper cross-section range up to 1,400 mm<sup>2</sup>, ratchet-driven cable cutters are the solution. Here, the finely stepped down drives also keep the required manual force to a minimum.


Both versions, with direct and indirect force transmission, feature special cutting geometries which help to ensure ease of movement and can be relied upon to produce burr-free right-angle cuts. Accidental deformation of the conductor is thereby prevented. The cutting method described above, which is also known as shear cutting, is listed under the generic term "splitting" in DIN 8588. The two

blades move toward and past one another and cut (shear) the material without burring.

Bite cutting involves two wedge-shaped blades which move toward one another to cut the material. The wedge angle set for the blades is deliberately large and therefore stable. In addition to the hardening of the entire tool, the cutting area is subsequently hardened again inductively. This makes it possible to sever even extremely hard materials such as piano wire and spring steel with a tensile strength of up to 2,300 N/mm<sup>2</sup> without damaging the tool. Bite cutting is suitable only to a limited extent for cutting through cables and lines.



Shear cutting



Bite cutting

## Stripping

Stripping is the next step in the manufacturing process for creating a reliable crimp connection. In this case, a distinction is made between stripping and removing the sheath.


Stripping is used as a generic term as well as to describe the removal of insulation from conductors up to 16 mm<sup>2</sup>. Removal of the sheath describes the stripping process for large conductor cross-sections and multi-strand or multi-layered lines and cables.

Insulation can be removed professionally and quickly using the right stripping or removal tool. The length of insulation to be removed varies depending on the terminal point and connector. This is set by means of adjustable limit stops and ensures consistent stripping lengths.


When the insulation is removed, make sure that neither the single wires inside nor the braided shield are damaged. The remaining insulation must not be damaged by the grip pressure, although pressure points on and color changes

in the insulation material are permitted. Further faults that need to be prevented are stipulated in DIN IEC 60352-2.

Blade geometries suitable for the application in question are used to process special insulation materials. V blades are used for both hard (e.g. Teflon/RADOX<sup>®</sup>) and soft rubber insulations (silicone). In contrast to the straight blade geometry, V blades cut the insulation all the way round, thereby reducing the tear-off force. Phoenix Contact provides a wide range of removal and stripping tools for convenient, safe processing of different conductors, cables, and wire types.



Correctly stripped conductor in accordance with DIN IEC 60352-2



Stripping errors in accordance with DIN IEC 60352-2

# Crimping, pressing, and crushing

Crimping describes the mechanical joining of the contact and conductor.

In addition to crimping, two further terms are used, based on standards. The type of deformation plays a decisive role here. Based on the type of contact, a distinction is made between:

- Crushing, for insulated cable lugs
- Pressing, for ferrules, uninsulated cable lugs, and similar enclosed connectors

When processing spade connectors, for example, this is called crimping. In order to establish a reliable connection between the contact and conductor, a number of important points must be considered:

- The conductor must be processed correctly
- The conductor and the contact must be compatible
- The conductor must be positioned correctly in the contact

- Select the correct crimping tool
- The conductor and contact are placed in the designated die nest of the pliers

Professional crimping pliers are always equipped with a pressure lock that can be unlocked. It unlocks as soon as the required crimping pressure is applied. This rules out the possibility of too little pressure. It ensures consistent crimping results for the user with maximum possible pull-out values.

Automatic or semi-automatic crimping machines are often used when large numbers of contacts need to be processed.

The DIN EN 60352-2 and DIN EN 60999-1 standards are among the references used to subsequently assess crimping results. In addition to a variety of electrical and mechanical tests, conductor pull-out tests are the decisive criterion.

All tools in the CRIMPFOX product family from Phoenix Contact are adjusted and tested according to the applicable standards. These tools ensure long-term stable crimping.

We recommend checking the crimp quality every 5,000 cycles or once per year, using suitable, calibrated test equipment.

## Precise

Precisely finished holes with a symmetrical crimping shape guarantee high-quality crimping results.

## Effortless

Optimized leverage reduces the necessary operating forces by up to 30%.

## Safe

The special grip contour and the use of non-slip plastics prevent unwanted hand slippage.

## Comfortable

With its balanced weight, ergonomic design, and low handle width, it sits perfectly in your hand.

## Durable

The use of high-quality materials and components minimizes wear.

## Process-reliable

An automatic cross-section adjustment and manually releasable pressure lock ensure execution of the crimping process.

## Force optimization

A fixing support pad reduces the necessary application of force.




# Ferrules

## For secure and reliable connections

Ferrules are useful tools for conductor processing and wiring. Using sleeves prevents the potential splicing of individual litz wires, thereby enabling effective and, above all, reliable further processing. Ferrules thus facilitate insertion into the clamping shaft and protect the individual litz wires against mechanical impact, for example during connection to screw terminal blocks.

### Advantages of ferrules

- Process reliability, fast wiring
- Reliable connection, even with repeated rewiring
- Increased, long-term operational safety and contact reliability
- Permanently low contact resistances
- Easy cross-section detection
- Increased vibration resistance
- Individual litz wires are protected (particularly for screw terminal blocks)



*Ferrules for process-reliable conductor processing and wiring*



Scan the QR code and discover our poster on the topic of ferrules. You will find everything you need to know and tips on handling at a glance.

## Colors of the ferrules

The color of the plastic collar indicates the cross-section of the ferrule and thus facilitates assignment to the corresponding conductor. The color definition of DIN 46228-4, which is also the basis for UL 486F, is the primary standard in terms of acceptance among users.

Cross-section	DIN 46228-4	UL 486F	NF C 63-023	Special color code
0.14 mm <sup>2</sup>		Gray		Gray
0.25 mm <sup>2</sup>		Yellow		Light blue
0.34 mm <sup>2</sup>		Turquoise	Green	Turquoise
0.50 mm <sup>2</sup>	White	White	White	Orange
0.75 mm <sup>2</sup>	Gray	Gray	Blue	White
1.00 mm <sup>2</sup>	Red	Red	Red	Yellow
1.50 mm <sup>2</sup>	Black	Black	Black	Red
2.50 mm <sup>2</sup>	Blue	Blue	Gray	Blue
4.00 mm <sup>2</sup>	Gray	Gray	Orange	Gray
6.00 mm <sup>2</sup>	Yellow	Yellow	Green	Black
10.00 mm <sup>2</sup>	Red	Red	Brown	Ivory
16.00 mm <sup>2</sup>	Blue	Blue	Ivory	Green
25.00 mm <sup>2</sup>	Yellow	Yellow	Black	Brown
35.00 mm <sup>2</sup>	Red	Red	Red	Beige
50.00 mm <sup>2</sup>	Blue	Blue	Blue	Olive

## Standards for ferrules

In DIN 46228, the ferrule is defined as being between 0.5 and 50 mm<sup>2</sup>. This standard has four parts:

- Part 1: blank shape without plastic sleeve
- Part 2: Crimp-type end-splices, with and without insulation grip
- Part 3: Conductor-embracing end-splices, without insulation grip
- Part 4: Tubular end-sleeves with plastic sleeve

Alongside the geometric dimensions of the sleeve, the material, the coloring in accordance with the cross-section, and the test specifications are all part of the standard. In addition, there is the requirement that the ferrules accommodate Class 2, 5, and 6 conductors. The conductor cross-sections are defined by the electrical resistance values and not, as is the case for the ferrules, by the geometric dimensions. Greater variations in cross-sections are therefore possible. Due to this fact,

there is a certain discrepancy between the ferrule and the conductor. However, Phoenix Contact ferrule pliers are largely designed to compensate for this difference in size.


In addition to DIN, there is a French standard for the sleeves, NF C 63-023. With the exception of the coloring for some cross-sections, the NF standard is based on the DIN standard. UL 486F and the Canadian C22.2 NO. 291-14 are new when it comes to the standardization of ferrules. These harmonized standards are also based on the DIN, but go further into detail on the test methodology and the specific requirements.

In UL 486F, special sleeves such as the TWIN ferrules for two-conductor connection are also defined in a standard for the first time. For certification in accordance with the UL and CSA standards mentioned above, comprehensive testing must be carried out by the relevant organization. Not just the ferrules are tested and certified, but also the entire

system consisting of the ferrule pliers and ferrule.

## Trailblazer for international standards on quality, safety, and compatibility

Phoenix Contact was one of the first manufacturers to have ferrules combined with a selection of crimping tools and crimping devices certified in accordance with the UL 486F standard that came into force in 2016. Together with conformity with the DIN 46228-1/-4 standard (updated 03/2020), it meets the global market requirements for quality, safety, and compatibility, offering a system that is accepted worldwide to export-oriented users.



# Connectors

The crimp connections have been tested millions of times in all areas of industry; automotive technology, air travel, the transport industry, and in medical devices.

Connectors are also known as crimp contacts. They come in a wide range of versions and designs. They are divided into two main groups: the large, turned connectors or contacts are referred to as closed; the punched, rolled connectors or contacts are called open.

In the electrical installation, these crimp connections fall under the heading of solder-free electrical connections. The scope of service as well as test specifications are described in the European standard DIN EN 60352-2.

Crimping is a joining process to permanently connect one or more conductors with a contact. A stripped conductor is inserted into the crimp zone of the contact and connected by means of a specific crimping process. This results in a durable, reliable connection that cannot be detached.

The following key groups make up the different connector types, with a large range of dimensions and conductor cross-sections:

- Punched-rolled contacts
- Turned contacts
- Hard-soldered crimping cable lugs
- Tubular and compression cable lugs
- Butt connectors
- Insulated crimping cable lugs
- Pin cable lugs
- Uninsulated and insulated ring cable lugs
- Uninsulated and insulated fork-type cable lugs
- Uninsulated and insulated slip-on sleeves
- Coaxial CATV connectors





# Hand tools

## Robust and ergonomic

Hand tools for cutting, stripping, crimping, mounting, and measuring: our comprehensive range of tools features high-quality hand tools for all industrial and trade applications. The hand tools are characterized by their quality, precision, durability, and effectiveness. When using our tools over a long period of time, you benefit from ergonomically designed handles and consistent processing quality.



### CUTFOX cutting tools

Cut and trim conductors, cables, and other materials to length easily and with minimal effort.

➤ More information starting on page 18



### WIREFOX stripping tools

Reliably strip all types of conductors with standard or special insulation.

➤ More information starting on page 28



### CRIMPFOX crimping tools

Crimp all types of contacts safely and effortlessly.

➤ More information starting on page 34





### SCREWFOX screwdriver tools

High-quality tools for easy and safe screwing and mounting.

➤ More information starting on page 52



### TESTFOX testing and measuring tools

Measure and test switching devices reliably.

➤ More information starting on page 64



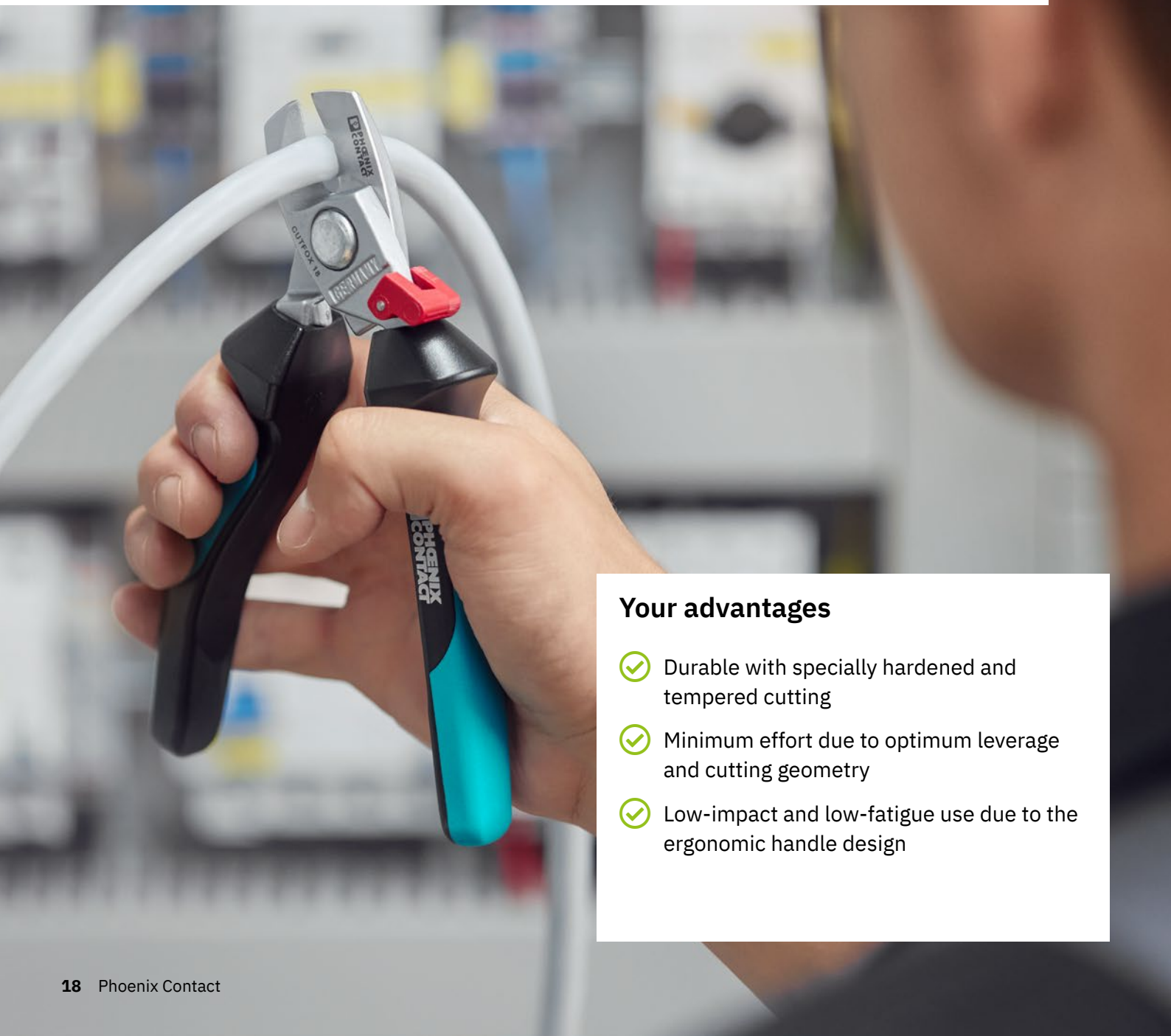
### UNIFOX and MICROFOX universal tools

Universal tools with combined functions as well as tools for all precision tasks in the electronics sector.

➤ More information starting on page 66

## CUTFOX cutting tools

Implement professional, permanent processing of conductors and cables up to 1,400 mm<sup>2</sup> and diameters up to 100 mm with ergonomic tools from Phoenix Contact. Our CUTFOX product family features particularly robust and tempered cutting tools in various designs. It includes the ideal tool for every application for a chip-free, crush-free cutting result.



### Your advantages

- ✔ Durable with specially hardened and tempered cutting
- ✔ Minimum effort due to optimum leverage and cutting geometry
- ✔ Low-impact and low-fatigue use due to the ergonomic handle design

## Effortless, clean cutting results



### Electrician's scissors

The electrician's scissors feature a wide range of applications and are incredibly durable. The specially shaped handles and the use of high-quality materials ensure ergonomic handling.



### Cable cutters

Thanks to their special cutting geometry, the cable cutters ensure optimum results. The ergonomically designed handles support comfortable working. With their optimum ratchet mechanism, the ratchet cable cutters can be operated easily and effortlessly.



### Diagonal cutters

The VDE-insulated diagonal cutters with inductively hardened precision cutting ensure long-term stable cutting performance and therefore a clean cut, for both soft and hard wires (piano wire).




### DIN rail cutters

With the DIN rail cutters, you can cut standard DIN rails without burrs, without chips, and without reworking. The PPS STANDARD and PPS CLASSIC can also punch holes and elongated holes.



### Cable duct cutters




You can use the cable duct cutters to cut cable ducts and their covers up to a width of 125 mm quickly and easily.



### Special cutting tool

The CUTFOX-FBS cutting tool is suitable for cutting out individual bars from FBS ... plug-in bridges from the CLIPLINE complete range. FB... screw bridges can be cut to length with the CUTFOX FB without crushing them.

# CUTFOX cutting tools

Electrician's scissors			
	Information		Properties
	Type	Item no. CUTFOX-ES <a href="#">1212621</a>	<ul style="list-style-type: none"> <li>• Micro-serrated</li> <li>• Ergonomic two-component handle</li> <li>• Adjustable screw joint</li> </ul>
	Diameter	≤8.00 mm	
	Cross-section	10 mm <sup>2</sup> // AWG 8	
	Length	155 mm	
	Weight	105 g	
	Application	Aluminum, copper, Kevlar fibers, plastic	
	Information		
	Type	Item no. CUTFOX-ES-1 <a href="#">1139721</a>	<ul style="list-style-type: none"> <li>• Recess for stripping</li> <li>• Plastic holster</li> <li>• Micro-serrated</li> <li>• Ergonomic two-component handle</li> <li>• Adjustable screw joint</li> </ul>
	Diameter	≤8.00 mm	
	Cross-section	10 mm <sup>2</sup> // AWG 8	
	Length	150 mm	
	Weight	115 g	
	Application	Aluminum, copper, Kevlar fibers, plastic	
	Information		
	Type	Item no. CUTFOX-MPS <a href="#">1139725</a>	<ul style="list-style-type: none"> <li>• Multipurpose shears</li> <li>• Notched gripping surface</li> <li>• Wire cutting area</li> <li>• Additional blade on blade back</li> <li>• Plastic holster</li> <li>• Micro-serrated</li> <li>• Ergonomic two-component handle</li> <li>• Adjustable screw joint</li> </ul>
	Diameter	≤2.50 mm	
	Cross-section	2.5 mm <sup>2</sup> // AWG 14	
	Length	208 mm	
	Weight	144 g	
	Application	Aluminum, copper, Kevlar fibers, plastic, cardboard	

# CUTFOX cutting tools






1

2





3

4




Hand tools

Cable cutters			
	<b>Information</b>		<b>Properties</b>
	Type	Item no. CUTFOX 12 <a href="#">1212128</a>	
	Diameter	≤12.00 mm	
	Cross-section	35 mm <sup>2</sup> // AWG 2	
	Length	165 mm	
	Weight	198 g	
	Application	Aluminum, copper	
	<b>Information</b>		<b>Properties</b>
	Type	Item no. CUTFOX 18 <a href="#">1212129</a>	
	Diameter	≤18.00 mm	
	Cross-section	50 mm <sup>2</sup> // AWG 1/0	
	Length	180 mm	
	Weight	280 g	
	Application	Aluminum, copper	
	<b>Information</b>		<b>Properties</b>
	Type	Item no. CUTFOX 16 VDE <a href="#">1212126</a>	
	Diameter	≤16.00 mm	
	Cross-section	50 mm <sup>2</sup> // AWG 1/0	
	Length	160 mm	
	Weight	197 g	
	Application	Aluminum, copper	
	<b>Information</b>		<b>Properties</b>
	Type	Item no. CUTFOX 25 VDE <a href="#">1212127</a>	
	Diameter	≤25.00 mm	
	Cross-section	25 mm <sup>2</sup> ... 70 mm <sup>2</sup> // AWG 4 ... 2/0	
	Length	210 mm	
	Weight	319 g	
	Application	Aluminum, copper	
 <small>1000 V AC 1000 V DC</small>	<b>Information</b>		<b>Properties</b>
	Type	Item no. CUTFOX-LB VDE <a href="#">1212527</a>	
	Diameter	≤25.00 mm	
	Cross-section	25 mm <sup>2</sup> ... 50 mm <sup>2</sup> // AWG 4 ... 1/0	
	Length	210 mm	
	Weight	317 g	
	Application	Aluminum, copper, laminated busbars/ribbed tape	

# CUTFOX cutting tools

Ratchet cable cutters			
	Information		Properties
	Type	Item no.	<ul style="list-style-type: none"> <li>• Effort-saving ratchet mechanism</li> <li>• Front cutter</li> <li>• One-hand cutter</li> <li>• Mechanism that can be released</li> </ul>
	Diameter	CUTFOX 25 <a href="#">1212130</a>	
	Cross-section	≤25.00 mm	
	Length	185 mm <sup>2</sup> // AWG 350 MCM	
	Weight	245 mm	
	Application	900 g	
	Aluminum, copper		
	Information		Properties
	Type	Item no.	<ul style="list-style-type: none"> <li>• Effort-saving ratchet mechanism</li> <li>• Front cutter</li> <li>• One-hand cutter</li> <li>• Mechanism that can be released</li> </ul>
	Diameter	CUTFOX 35 <a href="#">1212131</a>	
	Cross-section	≤35.00 mm	
	Length	300 mm <sup>2</sup> // AWG 600 MCM	
	Weight	245 mm	
	Application	900 g	
	Aluminum, copper		
	Information		Properties
	Type	Item no.	<ul style="list-style-type: none"> <li>• Effort-saving ratchet mechanism</li> <li>• Ring cutter</li> <li>• One-hand cutter</li> <li>• Mechanism that can be released</li> </ul>
	Diameter	CUTFOX 45 <a href="#">1212132</a>	
	Cross-section	≤45.00 mm	
	Length	300 mm <sup>2</sup> // AWG 600 MCM	
	Weight	260 mm	
	Application	950 g	
	Aluminum, copper		
	Information		Properties
	Type	Item no.	<ul style="list-style-type: none"> <li>• Effort-saving ratchet mechanism</li> <li>• For bolts up to Ø 8 mm</li> <li>• Suitable for steel-reinforced conductors/cables</li> <li>• Replaceable blades</li> <li>• Ring cutter</li> <li>• One-hand cutter</li> <li>• Mechanism that can be released</li> </ul>
	Diameter	CUTFOX 50 STEEL <a href="#">1212526</a>	
	Cross-section	≤50.00 mm	
	Length	500 mm <sup>2</sup> // AWG 1000 MCM	
	Weight	260 mm	
	Application	950 g	
	Aluminum, copper, reinforced steel		

# CUTFOX cutting tools


Ratchet cable cutters			
	Information		Properties
	Type	Item no. CUTFOX 52 <a href="#">1212133</a>	<ul style="list-style-type: none"> <li>• Effort-saving ratchet mechanism</li> <li>• Ring cutter</li> <li>• One-hand cutter</li> <li>• Mechanism that can be released</li> </ul>
	Diameter	≤52.00 mm	
	Cross-section	400 mm <sup>2</sup> // AWG 800 MCM	
	Length	325 mm	
	Weight	1.2 kg	
	Application	Aluminum, copper	
	Information		
	Type	Item no. CUTFOX 62 <a href="#">1212134</a>	<ul style="list-style-type: none"> <li>• Effort-saving ratchet mechanism</li> <li>• Ring cutter</li> <li>• Two-hand cutter</li> <li>• Mechanism that can be released</li> </ul>
	Diameter	≤62.00 mm	
	Cross-section	750 mm <sup>2</sup> // AWG 1500 MCM	
	Length	410 mm	
	Weight	2.2 kg	
	Application	Aluminum, copper	
	Information		
	Type	Item no. CUTFOX 100 <a href="#">1212135</a>	<ul style="list-style-type: none"> <li>• Effort-saving ratchet mechanism</li> <li>• Ring cutter</li> <li>• Two-hand cutter</li> <li>• Mechanism that can be released</li> </ul>
	Diameter	≤100.00 mm	
	Cross-section	1400 mm <sup>2</sup> // AWG 2800 MCM	
	Length	610 mm	
	Weight	3 kg	
	Application	Aluminum, copper	



# CUTFOX cutting tools

Diagonal cutters			
	Information		Properties
	Type	Item no. CUTFOX-S VDE M <a href="#">1212830</a>	<ul style="list-style-type: none"> <li>• Compact design</li> <li>• Inductively hardened precision cutting edge</li> <li>• Ergonomic two-component handle</li> <li>• Minimum force required</li> <li>• Special tool steel, die-forged and oil-hardened</li> <li>• ~ 62 HRC</li> <li>• VDE tested</li> </ul>
	Diameter	≤11.00 mm	
	Length	130 mm	
	Weight	150 g	
	Application	Aluminum, copper, piano wire	
	Information		Properties
	Type	Item no. CUTFOX-S VDE <a href="#">1212207</a>	<ul style="list-style-type: none"> <li>• Inductively hardened precision cutting edge</li> <li>• Ergonomic two-component handle</li> <li>• Minimum force required</li> <li>• Special tool steel, die-forged and oil-hardened</li> <li>• ~ 62 HRC</li> <li>• VDE tested</li> </ul>
	Diameter	≤11.00 mm	
	Length	160 mm	
	Weight	230 g	
	Application	Aluminum, copper, piano wire	
	Information		Properties
	Type	Item no. CUTFOX-SP VDE <a href="#">1212206</a>	<ul style="list-style-type: none"> <li>• Inductively hardened precision cutting edge</li> <li>• Ergonomic two-component handle</li> <li>• Optimum leverage</li> <li>• Special tool steel, die-forged and oil-hardened</li> <li>• ~ 62 HRC</li> <li>• VDE tested</li> </ul>
	Diameter	≤4.00 mm	
	Length	200 mm	
	Weight	315 g	
	Application	Aluminum, copper, piano wire	
	Information		Properties
	Type	Item no. CUTFOX-SP BOLT VDE <a href="#">1212831</a>	<ul style="list-style-type: none"> <li>• Inductively hardened precision cutting edge</li> <li>• Ergonomic two-component handle</li> <li>• Minimum force required, thanks to optimum leverage</li> <li>• 50% less force required compared to diagonal cutters</li> <li>• Special tool steel, die-forged and oil-hardened</li> <li>• ~ 62 HRC</li> <li>• VDE tested</li> </ul>
	Diameter	≤4.00 mm	
	Length	200 mm	
	Weight	320 g	
	Application	Aluminum, copper, piano wire	
	Information		Properties
	Type	Item no. CUTFOX-SE <a href="#">1212832</a>	<ul style="list-style-type: none"> <li>• 25° angled head</li> <li>• Extended blade</li> <li>• Inductively hardened precision cutting edge</li> <li>• Ergonomic two-component handle</li> <li>• Minimum force required</li> <li>• Mirror-polished, matt chrome-plated surface</li> <li>• Special tool steel, die-forged and oil-hardened</li> <li>• ~ 62 HRC</li> </ul>
	Diameter	≤11.00 mm	
	Length	180 mm	
	Weight	270 g	
	Application	Aluminum, copper	









# CUTFOX cutting tools



Multifunctional diagonal cutters				
	Information		Properties	
	Type	Item no.	CUTFOX-SE LM <a href="#">1212833</a>	<ul style="list-style-type: none"> <li>• Multifunctional cutter</li> <li>• With stripping, crimping, shearing, and bending area</li> <li>• 25° angled head</li> <li>• Inductively hardened precision cutting edge</li> <li>• Ergonomic two-component handle</li> <li>• Minimum force required</li> <li>• Mirror-polished, matt chrome-plated surface</li> <li>• Special tool steel, die-forged and oil-hardened</li> <li>• ~ 62 HRC</li> </ul>
	Diameter		≤11.00 mm	
	Length		180 mm	
	Weight		270 g	
	Application		Aluminum, copper	

Special cutting tools for bridges				
	Information		Properties	
	Type	Item no.	CUTFOX-FBS <a href="#">1212124</a>	<ul style="list-style-type: none"> <li>• Front cutter for notching FBS and EB bridges</li> <li>• Inductively hardened precision cutting edge</li> <li>• Ergonomic two-component handle</li> <li>• Minimum force required</li> <li>• Special tool steel, die-forged and oil-hardened</li> </ul>
	Length		190 mm	
	Weight		300 g	
Application		Plug-in bridges		
	Information		Properties	
	Type	Item no.	CUTFOX FB <a href="#">1205985</a>	<ul style="list-style-type: none"> <li>• Narrow cutting edge</li> <li>• Ergonomic two-component handle</li> <li>• Minimum force required</li> <li>• Special tool steel, die-forged and oil-hardened</li> </ul>
	Length		165 mm	
	Weight		180 g	
Application		Fixed bridges		

# CUTFOX cutting tools

Profile and DIN-rail cutters			
	Information		Properties
	Type	Item no.	<ul style="list-style-type: none"> <li>Imperial/metric measuring rail, 1 m with end stop</li> <li>Rugged design</li> <li>Burr-free and chip-free cutting</li> <li>For table mounting (screw holes present)</li> </ul>
	Weight	PPS BASIC I/M 1207585	
	Application	9.3 kg	
		DIN rail for NS 15, NS 35/7,5, NS 35/15, and NLS-CU 3/10	
	Information		Properties
	Type	Item no.	<ul style="list-style-type: none"> <li>Imperial/metric measuring rail, 1 m with end stop</li> <li>Can be equipped with 2 hole punches (optional)</li> <li>Very robust design</li> <li>Burr-free and chip-free cutting</li> <li>Optimum leverage</li> <li>For table mounting (screw holes present)</li> <li>Compatible with PPS HYDRAULIC CYL 1208924</li> </ul>
	Weight	PPS STANDARD M 1206175	
	Application	18 kg	
		DIN rail and 2 hole punches for NS15, NS32, NS35/7,5, NS35/15, and NLS-CU 3/10	
	Information		Properties
	Type	Item no.	<ul style="list-style-type: none"> <li>Imperial/metric measuring rail, 1 m with end stop</li> <li>Can be equipped with 2 hole punches (optional)</li> <li>Very robust design</li> <li>Burr-free and chip-free cutting</li> <li>Optimum leverage</li> <li>For table mounting (screw holes present)</li> <li>Compatible with PPS HYDRAULIC CYL 1208924</li> </ul>
	Weight	PPS STANDARD I/M 1206230	
	Application	18 kg	
		DIN rail and 2 hole punches for NS15, NS32, NS35/7,5, NS35/15, and NLS-CU 3/10	
	Information		Properties
	Type	Item no.	<ul style="list-style-type: none"> <li>Metric measuring rail, 1 m with end stop</li> <li>Can be equipped with 2 hole punches (optional)</li> <li>With folding mechanism for easy replacement of the punching machine</li> <li>Very robust design</li> <li>Burr-free and chip-free cutting</li> <li>Optimum leverage</li> <li>For table mounting (screw holes present)</li> </ul>
	Weight	PPS CLASSIC M 1206243	
	Application	20.8 kg	
		DIN rail and 2 hole punches for NS15, NS32, NS35/7,5, NS35/15, and NLS-CU 3/10	
	Information		Properties
	Type	Item no.	<ul style="list-style-type: none"> <li>Imperial/metric measuring rail, 1 m with end stop</li> <li>Can be equipped with 2 hole punches (optional)</li> <li>Very robust design</li> <li>Burr-free and chip-free cutting</li> <li>Optimum leverage</li> <li>For table mounting (screw holes present)</li> </ul>
	Weight	PPS CLASSIC I/M 1206256	
	Application	20.8 kg	
		DIN rail and 2 hole punches for NS15, NS32, NS35/7,5, NS35/15, and NLS-CU 3/10	
	Information		Properties
	Type	Item no.	<ul style="list-style-type: none"> <li>Compact design for mobile use</li> <li>Mounting: can be screwed/clamped (C-clamp/ bench vise)</li> <li>Burr-free and chip-free cutting</li> <li>Measuring tape and measuring rail available as an option</li> </ul>
	Weight	PPS COMPACT 1104980	
	Application	5.5 kg	
		DIN rail for NS 35/7,5 and NS 35/15	

# CUTFOX cutting tools

Cable duct cutters			
	Information		Properties
	Type	Item no.	<ul style="list-style-type: none"> <li>• Coated cutting edge</li> <li>• Compact design</li> <li>• Stop for 45° or 90°</li> <li>• Foam pad</li> <li>• With locking mechanism</li> <li>• For cable ducts of up to 75 mm width and 2.5 mm material thickness</li> </ul>
	Weight	CUTFOX-CD 1212474	
	Application	430 g	
		Plastic cable duct	
	Information		Properties
	Type	Item no.	<ul style="list-style-type: none"> <li>• Metric measuring rail, 1 m with end stop</li> <li>• For cable ducts of up to 125 mm width and 2.5 mm material thickness</li> <li>• With 90° stop</li> <li>• Burr-free and chip-free cutting</li> <li>• With gripping protection</li> <li>• Optimum leverage</li> <li>• For table mounting (screw holes present)</li> </ul>
	Weight	PPS CD M 1207569	
	Application	10.5 kg	
		Plastic cable duct	

## Accessories

You will find suitable accessories for profile and DIN rail cutters as well as cable duct cutters in our online shop, including:

- Various punch sets for long and round holes
- Hydraulic cylinders
- Measuring rails
- C-clamps
- Replacement stops and blades
- Zero-cut adapters

An overview with the corresponding accessories is provided for each item.



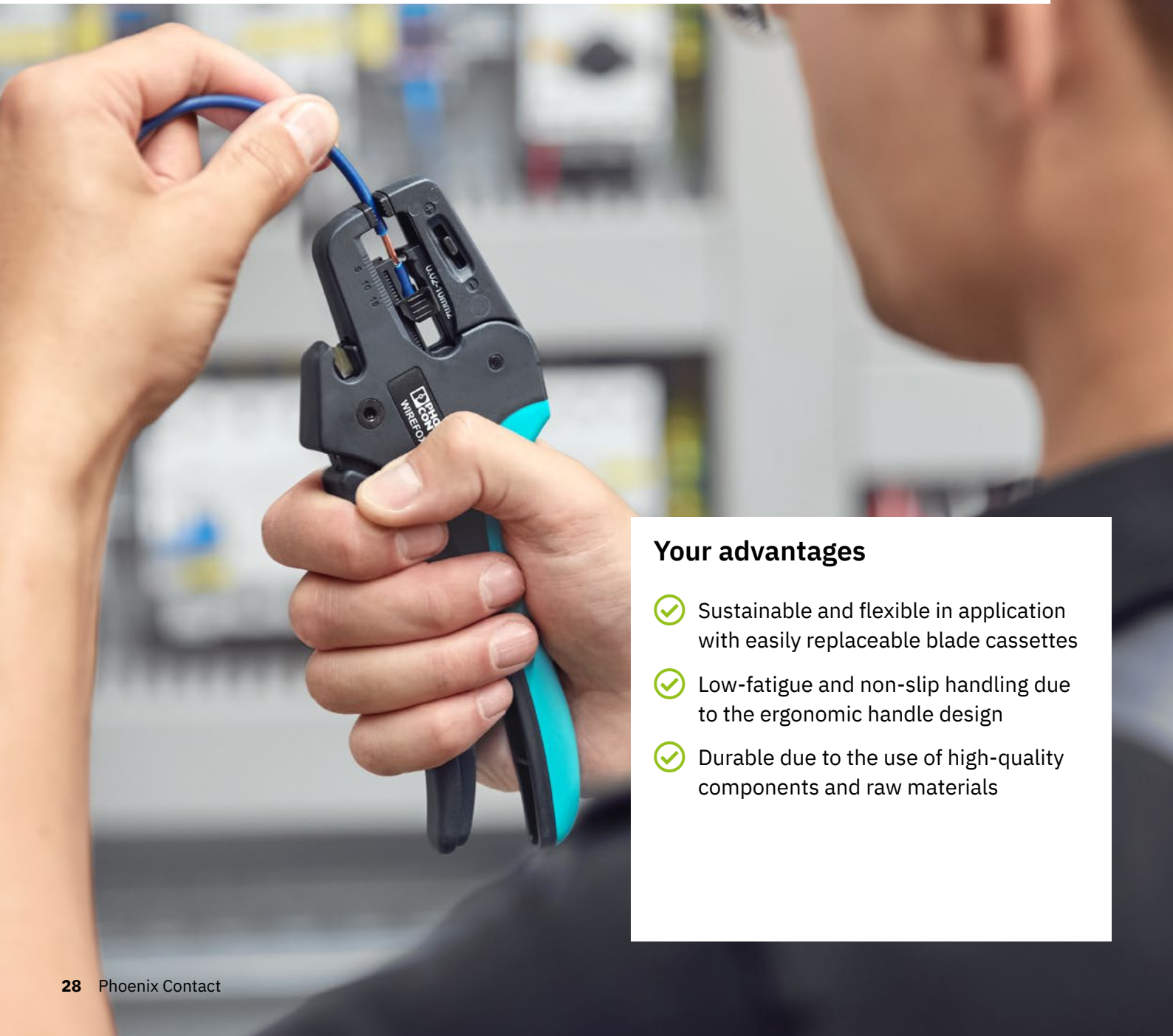
*Punch set for elongated holes*

*Zero-cut adapter*

*Measuring rail*

## WIREFOX stripping tools

The WIREFOX product family provides the perfect tool for every form of stripping. The stripping tools impress with their ergonomics and good, precise results. The hardened blades with special geometries ensure maximum durability. The WIREFOX stripping tools can strip all types of conductors and cables reliably, quickly, and cleanly. Appropriate tools are available for standard and special types of insulation.



### Your advantages

- ✓ Sustainable and flexible in application with easily replaceable blade cassettes
- ✓ Low-fatigue and non-slip handling due to the ergonomic handle design
- ✓ Durable due to the use of high-quality components and raw materials

## Precise and safe stripping

1

2

3

4

Hand tools

### Self-adjusting stripping pliers

The self-adjusting stripping pliers from Phoenix Contact are an indispensable tool for precise and efficient work in the field of electrical installation.

With their innovative self-adjusting mechanics, they automatically adapt to various conductor cross-sections. This saves time and enables consistently high stripping quality. The hardened blades ensure a long service life. The structural design of the stripping pliers enables easy replacement of the blade cassettes. Basic pliers therefore cover a range of applications.

The ergonomic design also ensures effortless working. Phoenix Contact offers a reliable solution for professional requirements with this product family.




### Stripping tools for stripping

Phoenix Contact's stripping tools are specifically designed for the precise processing of wires and cables.

The range includes tools for standard and special insulation for you to choose from. They enable the external insulation layer to be removed quickly without damaging the inner conductor. The ergonomic handle shape ensures low-fatigue handling, while the high-quality components guarantee a long service life.

The stripping tools from Phoenix Contact provide a reliable solution for professional requirements, whether in industry or the trades.



# WIREFOX stripping tools

## Stripping pliers for conductors and cables



- Automatic adjustment mechanism
- Tool-free replacement of stripping blades
- Length stop for setting the stripping length  $\leq 18$  mm
- Integrated wire cutter
- Cutting capacity up to  $\leq 10$  mm<sup>2</sup> (flexible conductor)
- Length 191 mm

Type	Item no.	Blade type	Application	Cross-section range	
				mm <sup>2</sup>	AWG
WIREFOX 4	1212156		Standard, silicone, rubber	0.1 ... 4	28 ... 12
WIREFOX 6SC	1212158		Short-circuit-proof cable	1.5 ... 6	16 ... 10
WIREFOX 10	1212150		Standard	0.02 ... 10	34 ... 8
WIREFOX 16	1212155			4 ... 16	12 ... 5



- Automatic adjustment mechanism
- Tool-free replacement of stripping blades
- Length stop for setting the stripping length  $\leq 18$  mm
- Angled pliers contour
- Integrated wire cutter
- Cutting capacity up to  $\leq 10$  mm<sup>2</sup> (flexible conductor)
- Length 168 mm

Type	Item no.	Blade type	Application	Cross-section range	
				mm <sup>2</sup>	AWG
WIREFOX-E 4	1212704		Standard, silicone, rubber	0.1 ... 4	28 ... 12
WIREFOX-E 6SC	1212705			1.5 ... 6	16 ... 10
WIREFOX-E 10	1212706		Standard	0.02 ... 10	34 ... 8
WIREFOX-E 16	1212707			4 ... 16	12 ... 5



- Automatic adjustment mechanism
- Tool-free replacement of stripping blades
- Length stop for setting the stripping length  $\leq 15$  mm
- Angled pliers contour
- Integrated wire cutter
- Lamella knife also suitable for special insulation
- Cutting capacity up to  $\leq 6$  mm<sup>2</sup> (flexible conductor)
- Length 160 mm

Type	Item no.	Blade type	Application	Cross-section range	
				mm <sup>2</sup>	AWG
WIREFOX 2.5	1212368		Standard	0.08 ... 2.5	28 ... 12

# WIREFOX stripping tools

## Stripping pliers for special cables



- Automatic adjustment mechanism
- Replaceable stripping blade
- Any stripping length
- Length 165 mm

Type	Item no.	Cable	Application	Diameter	
WIREFOX SAC	1212623		Standard, PUR, TPE	4.4 mm ... 7 mm	
WIREFOX SAC-1	1212757			3.2 mm ... 4.4 mm	
WIREFOX ASI	1212154			0 mm ... 1.9 mm	
WIREFOX FC	1212619		Standard	1 mm ... 1.9 mm	
WIREFOX-D SHIELD	1212172			8 mm ... 9 mm	
Type	Item no.	Cable	Application	Cross-section range	
				mm <sup>2</sup>	AWG
WIREFOX 16-1	1212157		Standard	6 ... 16	10 ... 5



Blade types	
	Flat blade
	Circular blade
	V blade




Conductor/cable types	
	Multi-conductor
	ASI cable
	Standard conductor
	Flat cable

# 1 WIREFOX stripping tools

2  
3  
4

Hand tools

Stripping pliers				
	Information		Properties	
	Type	Item no.	WIREFOX-MP VDE <a href="#">1212528</a>	<ul style="list-style-type: none"> <li>• Integrated diagonal cutter with additional sheath area</li> <li>• VDE tested</li> </ul>
	Cross-section	0.2 mm <sup>2</sup> ... 10 mm <sup>2</sup> // AWG 24 ... 8		
	Length	190 mm		
	Weight	246 g		
	Application	Standard, aluminum, copper, piano wire		
	Information		Properties	
	Type	Item no.	WIREFOX 10 VDE <a href="#">1212366</a>	<ul style="list-style-type: none"> <li>• Spring reset</li> <li>• Ergonomic two-component handle</li> <li>• Scale for measuring the stripping length</li> <li>• VDE tested</li> </ul>
	Cross-section	0.2 mm <sup>2</sup> ... 10 mm <sup>2</sup> // AWG 24 ... 8		
	Length	160 mm		
	Weight	175 g		
	Application	Standard, silicone, rubber		

Stripping pliers / stripping tools				
	Information		Properties	
	Type	Item no.	WIREFOX-D 11 <a href="#">1212160</a>	<ul style="list-style-type: none"> <li>• Removing the sheath from multi-core signal, control, and fiberglass cables</li> <li>• Replaceable stripping blade</li> </ul>
	Diameter	2.5 mm ... 11 mm		
	Insulation thickness	1 mm		
	Length	90.5 mm		
	Weight	28 g		
	Application	Standard, special insulation		
	Information		Properties	
	Type	Item no.	WIREFOX-D 40 <a href="#">1212161</a>	<ul style="list-style-type: none"> <li>• Stripping with longitudinal, spiral, and round cut</li> <li>• Replaceable stripping blade</li> </ul>
	Diameter	4.5 mm ... 40 mm		
	Insulation thickness	4.5 mm		
	Length	167 mm		
	Weight	116 g		
	Application	Standard		
	Information		Properties	
	Type	Item no.	WIREFOX-D 13 <a href="#">1212162</a>	<ul style="list-style-type: none"> <li>• With opening protection</li> <li>• Removing the sheath and stripping standard round cables</li> <li>• Integrated cable knife</li> <li>• Longitudinal cutting function</li> </ul>
	Cross-section	0.2 mm <sup>2</sup> ... 4 mm <sup>2</sup> // AWG 24 ... 12		
	Diameter	8 mm ... 13 mm		
	Length	125 mm		
	Weight	46.5 g		
	Application	Standard		



# WIREFOX stripping tools

## Stripping pliers / stripping tools



- Freely movable blade
- Replaceable stripping blade
- Length 131.5 mm

Type	Item no.	Diameter	Insulation thickness	Stripping length
WIREFOX-D 16	<a href="#">1212173</a>	4 mm ... 16 mm	3 mm	100 mm
WIREFOX-D 28	<a href="#">1212174</a>	8 mm ... 28 mm	3 mm	100 mm

## Stripping pliers / stripping tools for special cables



- Stripping commercially available solar cables
- Stripping of MC3, MC4, and SOLARLOK contacts, as well as short-circuit-proof conductors
- Length 83 mm

Type	Item no.	Cross-section range		Contact connection type	Stripping length
		mm <sup>2</sup>	AWG		
WIREFOX-D SR 6	<a href="#">1212507</a>	2.5 ... 6	14 ... 10	MC3, MC4, and SOLARLOK contacts	8.5 mm
WIREFOX-D SR 6-1	<a href="#">1212511</a>	2.5 ... 6	14 ... 10	SUNCLIX contacts	15 mm
WIREFOX-D CX 6,35	<a href="#">1212733</a>	1.5 ... 6	16 ... 10	Coaxial connectors	6.35 mm

## Stripping tools for multi-stage stripping



- Stripping commercially available coaxial cables
- Replaceable stripping blade
- Multi-stage stripping in just one step
- Length 90 mm

Type	Item no.	Diameter	Strip-off stages	Strip-off dimension
WIREFOX-D CX-1	<a href="#">1212163</a>	2.5 mm ... 7.6 mm	2-stage	l1= 6.0 mm
WIREFOX-D CX-2	<a href="#">1212164</a>			l1= 9.2 mm
WIREFOX-D CX-3	<a href="#">1212165</a>			l1= 12 mm
WIREFOX-D CX-4	<a href="#">1212166</a>			l1= 6.8 mm
WIREFOX-D CX-5	<a href="#">1212167</a>		3-stage	l1= 5.5 mm l2= 5.5 mm
WIREFOX-D CX-6	<a href="#">1212168</a>			l1= 2.7 mm l2= 8.3 mm
WIREFOX-D CX-7	<a href="#">1212169</a>			l1= 6.0 mm l2= 6.0 mm
WIREFOX-D CX-8	<a href="#">1212170</a>			l1= 2.5 mm l2= 6.8 mm
WIREFOX-D CX-9	<a href="#">1212171</a>			l1= 3.5 mm l2= 7.5 mm

## CRIMPFOX crimping tools

With the crimping tools from the CRIMPFOX product family, you can process any contact connection type – ferrule, cable lug or coaxial connector – professionally and safely. Optimized leverage and the ergonomic geometry of the crimping tool handle enables fatigue-free and convenient working. The integrated pressure lock ensures long-term stable, high-quality, gas-tight quality crimping.



### Your advantages

- ✓ Easy and convenient handling due to the ergonomic handle design
- ✓ Efficient wire processing with optimized leverage
- ✓ Process-reliable processing of ferrules and connectors with the integrated pressure lock and precision tool design

## Professional crimping



### Crimping pliers

The crimping pliers from Phoenix Contact ensure the reliable and precise processing of ferrules, cable lugs, connectors, and many other contact material types. With their ergonomic design and high-quality materials, the crimping pliers provide optimum power transmission and ensure comfortable working.



### Self-setting crimping pliers

The self-setting crimp mechanism ensures ideal, reproducible crimping results. The integrated pressure lock ensures that the process is fully completed. In addition, the pliers also cover a large cross-section range.



### “Four-mandrel” crimping pliers

With the universal setting option, the CRIMPFOX-TC MP “four-mandrel” crimping pliers enable the precision processing of a large number of turned contacts. The digital display simplifies setting of the crimping dimension.



### Universal crimping pliers

The universal crimping pliers are characterized by the quick, tool-free replacement of the crimp inserts. The receptacle and a variety of different crimping and pressing inserts make them a space-saving universal tool for all applications.



### Parallel crimping pliers


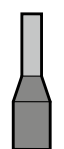
The parallel crimping pliers ensure symmetrical and optimum crimping results through the parallel motion sequences of the dies. The integrated positioning tool ensures that the contacts are perfectly aligned.




### Multifunctional crimping pliers

The CRIMPFOX 4 IN 1 multifunctional crimping pliers allow you to handle conductors and ferrules quickly and easily while saving up to 30 percent of working time. Using only one tool, you can implement various work steps: cutting, stripping, twisting, and crimping.

# Crimping tools – reference overview

Ferrules for insulated and uninsulated contacts					
	Crimping tool designation	Item no.	Cross-section range		Page
			mm <sup>2</sup>	AWG	
 	CRIMPFOX 2.5-M	<a href="#">1212719</a>	0.25 ... 2.5	24 ... 14	45
	CRIMPFOX 6	<a href="#">1212034</a>	0.25 ... 6	24 ... 10	41
	CRIMPFOX 6-M	<a href="#">1212720</a>	0.25 ... 6	24 ... 10	45
	CRIMPFOX 10T-F	<a href="#">1134913</a>	0.14 ... 10 2 x 0.5 ... 2 x 4	26 ... 8 2 x 20 ... 2 x 12	40
	CRIMPFOX 10	<a href="#">1212721</a>	4 ... 10	12 ... 8	43
	CRIMPFOX 25R	<a href="#">1212039</a>	10 ... 25	8 ... 4	43
	CRIMPFOX 50R	<a href="#">1212041</a>	35 ... 50	2 ... 1/0	43
	CRIMPFOX 16R TWIN	<a href="#">1212845</a>	2 x 6 ... 2 x 16	2 x 10 ... 2 x 6	43
	CRIMPFOX CENTRUS 6S	<a href="#">1213144</a>	0.14 ... 6 2 x 0.5 ... 2 x 4	26 ... 10 2 x 20 ... 2 x 12	40
	CRIMPFOX CENTRUS 6S-NC	<a href="#">1202882</a>	0.14 ... 6 2 x 0.5 ... 2 x 4	26 ... 10 2 x 20 ... 2 x 12	40
	CRIMPFOX CENTRUS 10S	<a href="#">1213154</a>	0.14 ... 10 2 x 0.5 ... 2 x 4	26 ... 8 2 x 20 ... 2 x 12	40
	CRIMPFOX CENTRUS 6H	<a href="#">1213146</a>	0.14 ... 6 2 x 0.5 ... 2 x 4	26 ... 10 2 x 20 ... 2 x 12	40
	CRIMPFOX CENTRUS 6H-NC	<a href="#">1202883</a>	0.14 ... 6 2 x 0.5 ... 2 x 4	26 ... 10 2 x 20 ... 2 x 12	40
	CRIMPFOX CENTRUS 10H	<a href="#">1213156</a>	0.14 ... 10 2 x 0.5 ... 2 x 4	26 ... 8 2 x 20 ... 2 x 12	40
	CRIMPFOX DUO 10	<a href="#">1031721</a>	0.14 ... 10 2 x 0.5 ... 2 x 4	26 ... 8 2 x 20 ... 2 x 12	40
	CRIMPFOX DUO 16S	<a href="#">1202877</a>	0.14 ... 16 2 x 0.5 ... 2 x 6	26 ... 6 2 x 20 ... 2 x 10	40
	CRIMPFOX VARIO 4S	<a href="#">1108766</a>	0.25 ... 4 2 x 0.5 ... 2 x 1.5	24 ... 12 2 x 20 ... 2 x 16	41
	CRIMPFOX VARIO 16S	<a href="#">1108767</a>	6 ... 16	10 ... 6	41

Cable lugs and connectors					
	Crimping tool designation	Item no.	Cross-section range		Page
			mm <sup>2</sup>	AWG	
	CRIMPFOX-RCI 1	<a href="#">1212055</a>	0.14 ... 1	26 ... 18	41
	CRIMPFOX-RCI 1-M	<a href="#">1212727</a>	0.14 ... 1	26 ... 18	45
	CRIMPFOX-RCI 2.5	<a href="#">1212053</a>	0.5 ... 2.5	20 ... 14	41
	CRIMPFOX-RCI 2.5-M	<a href="#">1212728</a>	0.5 ... 2.5	20 ... 14	45
	CRIMPFOX-RCI 6	<a href="#">1212057</a>	0.5 ... 6	20 ... 10	43
	CRIMPFOX-RCI 6-M	<a href="#">1212730</a>	0.5 ... 6	20 ... 10	45
	CRIMPFOX-RCI DIN 6	<a href="#">1212729</a>	0.5 ... 6	20 ... 10	43
	CRIMPFOX-RCI 6-1	<a href="#">1212059</a>	0.5 ... 6	20 ... 10	43
	CRIMPFOX-HS 6	<a href="#">1212722</a> <sup>2)</sup>	0.5 ... 6	20 ... 10	43

<sup>2)</sup> Also for shrink connectors

# Crimping tools – reference overview


1

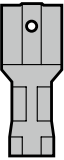
2

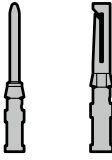
3

4

Hand tools


Uninsulated cable lugs and tubular cable lugs					
	Crimping tool designation	Item no.	Cross-section range		Page
			mm <sup>2</sup>	AWG	
	CRIMPFOX-RC 2.5	<a href="#">1212063</a>	0.34 ... 2.5	22 ... 14	41
	CRIMPFOX-RC 2.5-M	<a href="#">1212723</a>	0.34 ... 2.5	22 ... 14	45
	CRIMPFOX-RC 6	<a href="#">1212710</a>	0.35 ... 6	22 ... 10	41
	CRIMPFOX-RC 6-M	<a href="#">1212724</a>	0.34 ... 6	22 ... 10	45
	CRIMPFOX-RC 10	<a href="#">1212061</a>	4 ... 10	12 ... 8	43
	CRIMPFOX-RC 25	<a href="#">1212065</a>	10 ... 25	8 ... 4	43
	CRIMPFOX-RCT 16-1	<a href="#">1212731</a> <sup>1)</sup>	4 ... 16	11 ... 5	44
	CRIMPFOX-RCT 25-1	<a href="#">1212066</a> <sup>1)</sup>	10 ... 25	8 ... 4	43
	CRIMPFOX-RCT 70-1	<a href="#">1212732</a> <sup>1)</sup>	10 ... 70	8 ... 2/0	44


Uninsulated slip-on sleeves and spade connectors					
	Crimping tool designation	Item no.	Cross-section range		Page
			mm <sup>2</sup>	AWG	
	CRIMPFOX-SC 1.5	<a href="#">1212048</a>	0.1 ... 1.5	26 ... 16	41
	CRIMPFOX-SC 1,5-M	<a href="#">1212725</a>	0.1 ... 1.5	26 ... 16	45
	CRIMPFOX-SC 6L	<a href="#">1212052</a>	0.5 ... 6	20 ... 10	43
	CRIMPFOX-SC 6	<a href="#">1212050</a>	0.5 ... 6	20 ... 10	43
	CRIMPFOX-SCA 2,5-M	<a href="#">1212726</a>	1 ... 2.5	18 ... 14	45

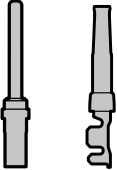
Turned contacts					
	Crimping tool designation	Item no.	Cross-section range		Page
			mm <sup>2</sup>	AWG	
	CRIMPFOX-TC HC 4	<a href="#">1297083</a>	0.14 ... 4	26 ... 12	43
	CRIMPFOX-TC HC 10	<a href="#">1314533</a>	6 ... 10	10 ... 8	43
	CRIMPFOX-TC MP	<a href="#">1212510</a>	0.08 ... 2.5	28 ... 14	46
	CRIMPFOX-TC MP-1	<a href="#">1212620</a>	0.08 ... 2.5	28 ... 14	46

<sup>1)</sup> For tubular cable lugs

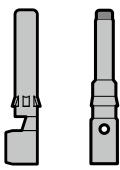
# Crimping tools – reference overview

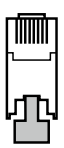
Reel ferrules					
	Crimping tool designation	Item no.	Cross-section range		Page
			mm <sup>2</sup>	AWG	
	CRIMPFOX 4 IN 1	1200101	0.5 ... 2.5	20 ... 14	42










Coaxial / FO connectors					
	Crimping tool designation	Item no.	Crimping dimension	Page	
			mm		
	CRIMPFOX-FO 5,41	1212099	3.25 / 3.84 / 5.41 / 5.00 / 4.52	44	
	CRIMPFOX-CX 4,52	1212094	3.25 / 4.52 / 1.69	41	
	CRIMPFOX-CX 6,48	1212095	5.41 / 6.48 / 1.69	41	
	CRIMPFOX-CX 9,14	1212096	8.23 / 9.14 / 1.73	44	
	CRIMPFOX-CX 10,54	1212097	10.54 / 2.54	44	
	CRIMPFOX-CX 10,90	1212098	10.90 / 2.54	44	
	CRIMPFOX-CX 4,52-M	1212713	3.25 / 4.52 / 1.69	45	
	CRIMPFOX-CX 5,41-M	1212712	3.25 / 4.52 / 5.41 / 1.69 / 1.07	45	
	CRIMPFOX-CX 6,48-M	1212714	5.41 / 6.48 / 1.69	45	
	CRIMPFOX-CX 7,06 HD-M	1212718	4.52 / 6.48 / 7.06 / 1.68 / 1.04	45	
	CRIMPFOX-CX 10,90-1	1212715	5.41 / 10.90 / 2.54 / 1.69	44	
	Crimping tool designation	Item no.	Crimping dimension		Page
			mm		
	CRIMPFOX-CATV 8,23	1212716	8.23 / 1.69		44
CRIMPFOX-CATV 8,23-1	1212717	6.65 / 8.23 / 9.70		44	























D-SUB contacts					
	Crimping tool designation	Item no.	Cross-section range		Page
			mm <sup>2</sup>	AWG	
	CRIMPFOX-DSUB 5	1212111	0.08 ... 0.5	28 ... 20	41
	CRIMPFOX-DSUB 5-1	1212711	0.08 ... 0.5	28 ... 20	41
	CRIMPFOX-TC MP	1212510	0.08 ... 2.5	28 ... 14	46

# Crimping tools – reference overview

Solar connectors					
	Crimping tool designation	Item no.	Cross-section range		Page
			mm <sup>2</sup>	AWG	
	CRIMPFOX-SR 6-1	<a href="#">1212467</a>	2.5 ... 6	14 ... 10	43
	CRIMPFOX-SR 6-2	<a href="#">1212468</a>	2.5 ... 6	14 ... 10	43
	CRIMPFOX-SR 6-3	<a href="#">1212469</a>	2.5 ... 6	14 ... 10	43
	CRIMPFOX-P SR 6	<a href="#">1212755</a>	2.5 ... 6	14 ... 10	46

Data connectors				
	Crimping tool designation	Item no.	Data connector types	Page
	CRIMPFOX-C D	<a href="#">1212734</a>	RJ11, 22, 45, 45U / 10P / MMJ	47

Crimping shape	
	Trapezoidal crimp
	Square crimp
	Hex crimp/hexagonal
	B crimp
	Indent crimp
	Double-indent crimp
	WM crimp
	Four-mandrel crimp
	Oval crimp

Connector					
	Ferrule, uninsulated		Slip-on sleeve, uninsulated		DMCC connector
	Ferrule, insulated		D-SUB contact (male)		Angled slip-on sleeve (left)
	TWIN ferrule		D-SUB contact (female)		Angled slip-on sleeve (right)
	Cable lug, uninsulated		PV crimp contact (male)		FBS plug-in bridge
	Cable lug, insulated		PV crimp contact (female)		
	Turned contact (male)		Spade connector		
	Turned contact (female)		Tubular cable lug		
	Coaxial / FO connector		Rolled contact (male)		
	Data connector		COMBICON crimp connector		

# 1 CRIMPFOX crimping tools

2

3

4

Hand tools

## Self-setting crimping pliers



- Self-adjusting crimping die
- Integrated fall protection
- Compact, lightweight, and optimally balanced
- Low grip span
- Ergonomic two-component handle
- Low actuation force
- Suitable for TWIN ferrules
- Handle with non-slip pad
- Tool-free unlockable pressure lock
- Length 180 mm

Type	Item no.	Connector	Crimp	Cross-section range	
				mm <sup>2</sup>	AWG
CRIMPFOX CENTRUS 6S	1213144 <sup>1)</sup>			0.14 ... 6 2 x 0.5 ... 2 x 4	26 ... 10 2 x 20 ... 2 x 12
CRIMPFOX CENTRUS 6H	1213146 <sup>1)</sup>				
CRIMPFOX CENTRUS 10S	1213154 <sup>1)</sup>			0.14 ... 10 2 x 0.5 ... 2 x 4	26 ... 8 2 x 20 ... 2 x 12
CRIMPFOX CENTRUS 10H	1213156 <sup>1)</sup>				



- Self-adjusting crimping die
- Clear view into the crimping area
- Compact, lightweight, and optimally balanced
- Low grip span
- Ergonomic two-component handle
- Low actuation force
- Suitable for TWIN ferrules
- Handle with non-slip pad
- Tool-free unlockable pressure lock
- Length 175 mm

Type	Item no.	Connector	Crimp	Cross-section range	
				mm <sup>2</sup>	AWG
CRIMPFOX CENTRUS 6S-NC	1202882 <sup>1)</sup>			0.14 ... 6 2 x 0.5 ... 2 x 4	26 ... 10 2 x 20 ... 2 x 12
CRIMPFOX CENTRUS 6H-NC	1202883 <sup>1)</sup>				



- Rotating, self-adjusting crimping die (duo versions)
- Compact, lightweight, and optimally balanced
- Low grip span
- Ergonomic two-component handle
- Low actuation force
- Suitable for TWIN ferrules
- Handle with non-slip pad
- Tool-free unlockable pressure lock
- Length 180 mm

Type	Item no.	Connector	Crimp	Cross-section range	
				mm <sup>2</sup>	AWG
CRIMPFOX 10T-F	1134913			0.14 ... 10 2 x 0.5 ... 2 x 4	26 ... 8 2 x 20 ... 2 x 12
CRIMPFOX DUO 10	1031721 <sup>1)</sup>				
CRIMPFOX DUO 16S	1202877			0.14 ... 16 2 x 0.5 ... 2 x 6	26 ... 6 2 x 20 ... 2 x 10



# CRIMPFOX crimping tools

1

2

3

4

Hand tools

## Self-setting crimping pliers



- Optimum square crimping shape
- Low actuation force
- Tool-free unlockable pressure lock
- Crimping force can be readjusted
- Suitable for TWIN ferrules
- Length 190 mm

Type	Item no.	Connector	Crimp	Cross-section range	
				mm <sup>2</sup>	AWG
CRIMPFOX VARIO 4S	1108766			0.25 ... 4 2 x 0.5 ... 2 x 1.5	24 ... 12 2 x 20 ... 2 x 16
CRIMPFOX VARIO 16S	1108767			6 ... 16	10 ... 6

## Crimping pliers



- Compact design
- Low grip span
- Ergonomic two-component handle
- Tool-free unlockable pressure lock
- Crimping force can be readjusted
- Length 198 mm

Type	Item no.	Connector	Crimp	Cross-section range	
				mm <sup>2</sup>	AWG
CRIMPFOX 6	1212034 <sup>1)</sup>			0.25 ... 6	24 ... 10
CRIMPFOX-RCI 1	1212055			0.14 ... 1	26 ... 18
CRIMPFOX-RCI 2.5	1212053			0.5 ... 2.5	20 ... 14
CRIMPFOX-RC 2.5	1212063			0.34 ... 2.5	22 ... 14
CRIMPFOX-RC 6	1212710			0.35 ... 6	22 ... 10
CRIMPFOX-SC 1.5	1212048			0.1 ... 1.5	26 ... 16
CRIMPFOX-DSUB 5	1212111			0.08 ... 0.5	28 ... 20
CRIMPFOX-DSUB 5-1	1212711				
Type	Item no.	Connector	Crimp	Die station	
				1 / 2 / 3	
CRIMPFOX-CX 4,52	1212094			3.25 mm / 4.52 mm / 1.69 mm	
CRIMPFOX-CX 6,48	1212095			5.41 mm / 6.48 mm / 1.69 mm	

<sup>1)</sup> Approved connection in accordance with UL 486F with marked Phoenix Contact ferrules

1  
2  
3  
4

# CRIMPFOX crimping tools

Hand tools

## Multifunctional crimping pliers



- Cutting, stripping, twisting, and crimping in one tool
- Tool-free magazine change for ferrules
- Length stop for stripping
- With pressure lock
- Length 180 mm

Type	Item no.	Connector	Crimp	Cross-section range	
				mm <sup>2</sup>	AWG
CRIMPFOX 4 IN 1	1200101 <sup>1)</sup>			0.5 ... 2.5	20 ... 14

### CRIMPFOX 4 IN 1 – one tool, four functions

The CRIMPFOX 4 IN 1 multifunctional crimping pliers allow you to handle conductors and ferrules quickly and easily while saving up to 30 percent of working time. Using only one tool, you can implement various work steps: cutting, stripping, twisting, and crimping.


An effective handling process enables all steps to be performed without putting the tool down. The cross-section can be conveniently changed throughout the range of 0.5 to 2.5 mm<sup>2</sup> in a matter of seconds by replacing the ferrule magazine which is equipped with taped products.




1. Cutting



2. Stripping



3. Twisting



4. Crimping

# CRIMPFOX crimping tools






































1

2

3

4

Hand tools

Crimping pliers					
Type	Item no.	Connector	Crimp	Cross-section range	
				mm <sup>2</sup>	AWG
		 <ul style="list-style-type: none"> <li>• Low actuation force</li> <li>• Long handle for cross-sections up to 50 mm<sup>2</sup></li> <li>• Ergonomic two-component handle</li> <li>• Tool-free unlockable pressure lock</li> <li>• Handle with non-slip pad</li> <li>• Crimping force can be readjusted</li> <li>• Fastening lug for safety tape</li> <li>• Length 256 mm</li> </ul>			
CRIMPFOX 10	1212721			4 ... 10	12 ... 8
CRIMPFOX 25R	1212039 <sup>1)</sup>			10 ... 25	8 ... 4
CRIMPFOX 50R	1212041 <sup>1)</sup>			35 ... 50	2 ... 1/0
CRIMPFOX 16R TWIN	1212845			2 x 6 ... 2 x 16	2 x 10 ... 2 x 6
CRIMPFOX-RCI 6	1212057			0.5 ... 6	20 ... 10
CRIMPFOX-RCI 6-1	1212059				
CRIMPFOX-RCI DIN 6	1212729				
CRIMPFOX-HS 6	1212722 <sup>2)</sup>				
CRIMPFOX-RC 10	1212061			4 ... 10	12 ... 8
CRIMPFOX-RC 25	1212065			10 ... 25	8 ... 4
CRIMPFOX-RCT 25-1	1212066				
CRIMPFOX-SC 6	1212050			0.5 ... 6	20 ... 10
CRIMPFOX-SC 6L	1212052				
CRIMPFOX-TC HC 4	1297083			0.14 ... 4	26 ... 12
CRIMPFOX-TC HC 10	1314533			6 ... 10	10 ... 8
CRIMPFOX-SR 6-1	1212467			2.5 ... 6	14 ... 10
CRIMPFOX-SR 6-2	1212468				
CRIMPFOX-SR 6-3	1212469				

<sup>1)</sup> Approved connection in accordance with UL 486F with marked Phoenix Contact ferrules

<sup>2)</sup> Also for shrink connectors

# 1 CRIMPFOX crimping tools

2  
3  
4

Hand tools

## Crimping pliers



- Low actuation force
- Long handle for cross-sections up to 50 mm<sup>2</sup>
- Ergonomic two-component handle
- Tool-free unlockable pressure lock
- Handle with non-slip pad
- Crimping force can be readjusted
- Fastening lug for safety tape
- Length 256 mm

Type	Item no.	Connector	Crimp	Die station	
				1	2 / 3 / 4 / 5
CRIMPFOX-FO 5,41	1212099			3.25 mm / 3.84 mm / 5.41 mm / 5.00 mm / 4.52 mm	
CRIMPFOX-CX 9,14	1212096			8.23 mm / 9.14 mm / 1.73 mm	
CRIMPFOX-CX 10,54	1212097			10.54 mm / 2.54 mm	
CRIMPFOX-CX 10,90	1212098			10.90 mm / 2.54 mm	
CRIMPFOX-CX 10,90-1	1212715			5.41 mm / 10.90 mm / 2.54 mm / 1.69 mm	
CRIMPFOX-CATV 8,23	1212716			8.23 mm / 1.69 mm	
CRIMPFOX-CATV 8,23-1	1212717			6.65 mm / 8.23 mm / 9.70 mm	



- Narrow head area for confined environments
- High gear ratio
- Two-hand operation
- Unlockable pressure lock
- Length 304 mm

Type	Item no.	Connector	Crimp	Cross-section range	
				mm <sup>2</sup>	AWG
CRIMPFOX-RCT 16-1	1212731			4 ... 16	11 ... 5



- Asymmetrical crimp inserts for tubular cable lugs (KSF, KRF, KSD, KRD)
- High gear ratio
- Two-hand operation
- With pressure lock
- Length 492 mm

Type	Item no.	Connector	Crimp	Cross-section range	
				mm <sup>2</sup>	AWG
CRIMPFOX-RCT 70-1	1212732			10 ... 70	8 ... 2/0

# CRIMPFOX crimping tools

1

2

3

4

Hand tools

## Crimping pliers



- Low actuation force
- Compact handle shape
- Ergonomic two-component handle
- Tool-free unlockable pressure lock
- Handle with non-slip pad
- Crimping force can be readjusted
- Fastening lug for safety tape
- Length 204 mm

Type	Item no.	Connector	Crimp	Cross-section range	
				mm <sup>2</sup>	AWG
CRIMPFOX 2.5-M	1212719			0.25 ... 2.5	24 ... 14
CRIMPFOX 6-M	1212720			0.25 ... 6	24 ... 10
CRIMPFOX-RCI 1-M	1212727			0.14 ... 1	26 ... 18
CRIMPFOX-RCI 2.5-M	1212728			0.5 ... 2.5	20 ... 14
CRIMPFOX-RCI 6-M	1212730			0.5 ... 6	20 ... 10
CRIMPFOX-RC 2.5-M	1212723			0.34 ... 2.5	22 ... 14
CRIMPFOX-RC 6-M	1212724			0.34 ... 6	22 ... 10
CRIMPFOX-SC 1,5-M	1212725			0.1 ... 1.5	26 ... 16
CRIMPFOX-SCA 2,5-M	1212726			1 ... 2.5	18 ... 14
Type	Item no.	Connector	Crimp	Die station	
				1 / 2 / 3 / 4 / 5	
CRIMPFOX-CX 7,06 HD-M	1212718			4.52 mm / 6.48 mm / 7.06 mm / 1.68 mm / 1.04 mm	
CRIMPFOX-CX 4,52-M	1212713			3.25 mm / 4.52 mm / 1.69 mm	
CRIMPFOX-CX 5,41-M	1212712			3.25 mm / 4.52 mm / 5.41 mm / 1.69 mm / 1.07 mm	
CRIMPFOX-CX 6,48-M	1212714			5.41 mm / 6.48 mm / 1.69 mm	

# 1 CRIMPFOX crimping tools

2  
3  
4

Hand tools

## Digital “four-mandrel” crimping pliers



- Universal cross-section setting with digital display
- Electronic wear monitoring
- With positioning tool, replaceable
- For various Phoenix Contact contacts – see technical documentation
- Unlockable pressure lock
- Length 175 mm

Type	Item no.	Connector	Crimp	Cross-section range	
				mm <sup>2</sup>	AWG
CRIMPFOX-TC MP	1212510			0.08 ... 2.5	28 ... 14
CRIMPFOX-TC MP-1	1212620				
CRIMPFOX-TC MP-6	1202888			0.14 ... 6	26 ... 10

## Parallel crimping pliers



- The integrated positioning tool ensures that the contacts are perfectly aligned
- Precision-manufactured dies ensure consistently high levels of quality during contact processing
- Parallel motion sequences of the dies for symmetrical and optimum crimping results
- High crimping force with low manual force
- Marked die stations for precise processing of corresponding cross-sections
- Length 233 mm

Type	Item no.	Connector	Crimp	Cross-section range	
				mm <sup>2</sup>	AWG
CRIMPFOX-P CK 1.6 ER 2.5 OIC-L	1069228			0.34 ... 2.5	22 ... 14
CRIMPFOX-P CC 0.75 L	1064998			0.14 ... 0.75	26 ... 18
CRIMPFOX-P CDC 0.5L	1142831			0.14 ... 0.5	26 ... 20
CRIMPFOX-P CDC 1.5L	1142832			0.5 ... 1.5	20 ... 16
CRIMPFOX-P CDC 2.5L	1142833			1.5 ... 2.5	16 ... 14



- For flexible class 5 cables in accordance with IEC 60228
- Precision-manufactured dies ensure consistently high levels of quality during contact processing
- Parallel motion sequences of the dies for symmetrical and optimum crimping results
- High crimping force with low manual force
- Length 290 mm

Type	Item no.	Connector	Crimp	Cross-section range	
				mm <sup>2</sup>	AWG
CRIMPFOX-P SR 6	1212755			2.5 ... 6	14 ... 10

# CRIMPFOX crimping tools


























1

2

3

4

Hand tools

Crimping pliers for data connectors				
	Information		Properties	
	Type	CRIMPFOX-C D	<ul style="list-style-type: none"> <li>• Basic pliers for accommodating dies</li> <li>• Precise and parallel die guidance</li> <li>• Made of hardened and alloyed steel</li> <li>• Unlockable pressure lock</li> </ul>	
	Item no.	1212734		
	Length	200 mm		
Type	Item no.	Connector	Crimp	Suitable for
CRIMPFOX-C RJ11/DIE	1212735			RJ11 unshielded
CRIMPFOX-C RJ22/DIE	1212736			RJ22 unshielded
CRIMPFOX-C RJ45/DIE	1212737			RJ45 unshielded
CRIMPFOX-C RJ45U/DIE	1212738			
CRIMPFOX-C 10P/DIE	1212739			Universal
CRIMPFOX-C MMJ/DIE	1212740			MMJ
Type	Item no.	Connector	Crimp	Suitable for
CRIMPFOX-C DMCC 1P/DIE	1235253			DMCC 0,5 housing
CRIMPFOX-C DMCC 2P/DIE	1235259			DMCC 0,5 housing
CRIMPFOX-C DMCC 4P/DIE	1235258			DMCC 0,5 housing
Type	Item no.	Connector	Crimp	Data line diameter
CRIMPFOX-C DMCC 4/DIE	1456920			3.5 mm ... 4 mm
CRIMPFOX-C DMCC 7/DIE	1235256			5.7 mm ... 6 mm
CRIMPFOX-C DMCC 5/DIE	1235257			5.2 mm ... 5.5 mm

# 1 CRIMPFOX crimping tools


2

3





































4

Hand tools

## Universal crimping pliers

	Information		<b>Properties</b> <ul style="list-style-type: none"> <li>• Space-saving basic pliers for use in servicing</li> <li>• For accommodating various dies</li> <li>• Parallel crimping process</li> <li>• Tool-free die change</li> <li>• Tool-free unlockable pressure lock</li> <li>• Fastening lug for safety tape</li> </ul>
	Type	CRIMPFOX-M	
	Item no.	1212072	
	Cross-section	0.1 mm <sup>2</sup> ... 50 mm <sup>2</sup>	
	Length	234 mm	

## CRIMPFOX-M dies

Type	Item no.	Connector	Crimp	Cross-section range	
				mm <sup>2</sup>	AWG
CRIMPFOX-M 10/DIE	1212080			0.25 ... 10	24 ... 8
CRIMPFOX-M 25/DIE	1212081			16 ... 25	6 ... 4
CRIMPFOX-M 50/DIE	1212082			35 ... 50	2 ... 0
CRIMPFOX-M RCI 6/DIE	1212073			0.1 ... 6	26 ... 10
CRIMPFOX-M HS-1/DIE	1212282 <sup>1)</sup>			0.32 ... 6	22 ... 10
CRIMPFOX-M HS/DIE	1219092 <sup>1)</sup>			0.5 ... 2.5	20 ... 14
CRIMPFOX-M RCI 2,5/DIE	1212074			0.5 ... 2.5	20 ... 14
CRIMPFOX-M RC 2.5/DIE	1212078			0.75 ... 2.5	18 ... 14
CRIMPFOX-M RC 6/DIE	1212079			0.5 ... 6	20 ... 10
CRIMPFOX-M RC 10/DIE	1212077			4 ... 10	12 ... 8
CRIMPFOX-M RC 10-1/DIE	1212744			4 ... 10	12 ... 8
CRIMPFOX-M SC 1/DIE	1212083			0.1 ... 1	26 ... 18
CRIMPFOX-M SC 2.5/DIE	1212084			0.5 ... 2.5	22 ... 14
CRIMPFOX-M SC 6/DIE	1212085			0.5 ... 6	22 ... 10
CRIMPFOX-M SC 6-FL/DIE	1212741			0.5 ... 6	22 ... 10
CRIMPFOX-M SCA 2,5/DIE	1212742			1 ... 2.5	18 ... 14
CRIMPFOX-M SCA 2,5-1/DIE	1212743			1 ... 2.5	18 ... 14
CRIMPFOX-M RJ45/DIE	1212090				
CRIMPFOX-M RJ11/DIE	1212091				



# CRIMPFOX crimping tools



























1

2

3

4

Hand tools

CRIMPFOX-M dies				
Type	Item no.	Connector	Crimp	Die station
				1 / 2 / 3 / 4
CRIMPFOX-M FO/DIE	<a href="#">1212086</a>			3.25 mm / 3.84 mm / 4.52 mm / 5.41 mm
CRIMPFOX-M CX-1/DIE	<a href="#">1212087</a>			0.70 mm / 1.69 mm / 3.25 mm / 4.52 mm
CRIMPFOX-M CX-2/DIE	<a href="#">1212088</a>			1.69 mm / 5.41 mm / 6.48 mm
CRIMPFOX-M CX-3/DIE	<a href="#">1212089</a>			8.23 mm / 9.14 mm
CRIMPFOX-M CX-4/DIE	<a href="#">1212745</a>			1.73 mm / 6.48 mm / 8.23 mm
CRIMPFOX-M CX-5/DIE	<a href="#">1212746</a>			0.68 mm / 3.25 mm / 3.85 mm
CRIMPFOX-M CX-6/DIE	<a href="#">1212747</a>			1.07 mm / 6.48 mm / 8.23 mm
CRIMPFOX-M CX-7/DIE	<a href="#">1212748</a>			1.72 mm / 5.41 mm
CRIMPFOX-M CX-8/DIE	<a href="#">1212749</a>			1.72 mm / 8.23 mm
CRIMPFOX-M CX-9/DIE	<a href="#">1212750</a>			1.72 mm / 3.25 mm / 4.30 mm / 5.41 mm
CRIMPFOX-M CX-10/DIE	<a href="#">1212751</a>			1.20 mm / 3.25 mm / 4.52 mm / 5.41 mm
CRIMPFOX-M CX-11/DIE	<a href="#">1212752</a>			1.73 mm / 2.03 mm / 2.54 mm / 10.90 mm
CRIMPFOX-M CX-12/DIE	<a href="#">1212753</a>			1.46 mm / 5.18 mm / 6.81 mm

<sup>3)</sup> Also for shrink connectors

## CRIMPFOX-M set

The CRIMPFOX-M is also available as a set. The set (item no.: [1212093](#)) includes an additional four dies for:

- Insulated cable lugs 0.5 ... 2.5 mm<sup>2</sup> ([1212074](#))
- Uninsulated tubular cable lugs 0.5 ... 6 mm<sup>2</sup> ([1212079](#))
- Ferrules 0.25 ... 10 mm<sup>2</sup> ([1212080](#))
- Ferrules 16 ... 25 mm<sup>2</sup> ([1212081](#))

For further information, please visit the online shop.




# 1 CRIMPFOX crimping tools

2



















3

4

Hand tools

Universal crimping pliers				
	Information		<b>Properties</b> <ul style="list-style-type: none"> <li>• Basic pliers for accommodating dies</li> <li>• Joint head for bulky connector shapes</li> <li>• With ratchet mechanism</li> <li>• Unlockable pressure lock</li> <li>• Robust and long-lasting</li> </ul>	
	Type	CRIMPFOX-C50		
	Item no.	1212340		
	Cross-section	6 mm <sup>2</sup> ... 70 mm <sup>2</sup>		
	Length	280 mm		

## CRIMPFOX-C 50 dies

Type	Item no.	Connector	Crimp	Cross-section range	
				mm <sup>2</sup>	AWG
CRIMPFOX-C50 RCT 35-1/DIE	1212341			35	2
CRIMPFOX-C50 RCT 50-1/DIE	1212342			50	1/0
CRIMPFOX-C50 RC 35/M-DIE	1212343 <sup>1)</sup>			6 ... 35	11 ... 2
CRIMPFOX-C50 RC 25/F-DIE	1212344 <sup>2)</sup>			25	3
CRIMPFOX-C50 RC 35/F-DIE	1212345 <sup>2)</sup>			35	2
CRIMPFOX-C50 RCI 10/DIE	1212346			10	8
CRIMPFOX-C50 RCI 16/DIE	1212347			16	6
CRIMPFOX-C50 RCI 25/DIE	1212348			25	4
CRIMPFOX-C50 R25-35/DIE	1212349			25 ... 35	3 ... 2
CRIMPFOX-C50 R35-50/DIE	1212350			35 ... 50	2 ... 1/0
CRIMPFOX-C50 R50-70/DIE	1212351			50 ... 70	1/0 ... 2/0

<sup>1)</sup> Upper die part

<sup>2)</sup> Lower die part

# CRIMPFOX crimping tools


1








































2

3

4

Hand tools

Universal crimping pliers			
	Information		<b>Properties</b> <ul style="list-style-type: none"> <li>• Basic pliers for accommodating dies</li> <li>• Joint head for bulky connector shapes</li> <li>• With ratchet mechanism</li> <li>• Two-hand operation</li> <li>• Unlockable pressure lock</li> <li>• Robust and long-lasting</li> </ul>
	Type	CRIMPFOX-C120	
	Item no.	1212318	
	Cross-section	6 mm <sup>2</sup> ... 120 mm <sup>2</sup>	
	Length	430 mm	

CRIMPFOX-C 120 dies					
Type	Item no.	Connector	Crimp	Cross-section range	
				mm <sup>2</sup>	AWG
CRIMPFOX-C120 AI 70/M-DIE	1212335 <sup>1)</sup>			50 ... 70	1/0 ... 2/0
CRIMPFOX-C120 AI 95/M-DIE	1212336 <sup>1)</sup>			95	3/0
CRIMPFOX-C120 AI 50/F-DIE	1212337 <sup>2)</sup>			50	1/0
CRIMPFOX-C120 AI 70/F-DIE	1212338 <sup>2)</sup>			70	2/0
CRIMPFOX-C120 AI 95/F-DIE	1212339 <sup>2)</sup>			95	3/0
CRIMPFOX-C120 RCI 10/DIE	1212327			10	7
CRIMPFOX-C120 RCI 16/DIE	1212328			16	5
CRIMPFOX-C120 RCI 25/DIE	1212329			25	3
CRIMPFOX-C120 RCI 35/DIE	1212330			35	2
CRIMPFOX-C120 RC 50/F-DIE	1212333 <sup>2)</sup>			6 ... 50	16 ... 1/0
CRIMPFOX-C120 RC 70/M-DIE	1212331 <sup>1)</sup>			6 ... 70	16 ... 2/0
CRIMPFOX-C120 RC 35/F-DIE	1212332 <sup>2)</sup>			10 ... 35	7 ... 2
CRIMPFOX-C120 RC 70/F-DIE	1212334 <sup>2)</sup>			10 ... 70	7 ... 2/0
CRIMPFOX-C120 RCT 70-1/DIE	1212319			10 ... 70	7 ... 2/0
CRIMPFOX-C120 RCT 35-1/DIE	1212320			16 ... 35	5 ... 2
CRIMPFOX-C120 RCT 50-1/DIE	1212321			25 ... 50	3 ... 1/0
CRIMPFOX-C120 RCT 95-1/DIE	1212322			95	3/0
CRIMPFOX-C120 RCT 120-1/DIE	1212323			120	4/0
CRIMPFOX-C120 R25-50/DIE	1212324			25 ... 50	3 ... 1/0
CRIMPFOX-C120 R35-70/DIE	1212325			35 ... 70	2 ... 2/0
CRIMPFOX-C120 R95/DIE	1212326			95	3/0

## SCREWFOX screwdriver tools

The screwdrivers from the SCREWFOX product family are tailored to a variety of different screws. This is particularly true of the products in our terminal block range. The ergonomically designed screwdriver handles ensure that the required torque is transferred with a reasonable amount of force. Adjustable torque and cordless screwdrivers complete the product range.



### Your advantages


- ✓ Durable with specially hardened and tempered screw blades
- ✓ High torque transmission with the special two-component handle geometry
- ✓ The right tool for every application with our comprehensive product range

## Precision at every turn




### Screwdrivers

The screwdriver tools are equipped with ergonomic two-component handles. This enables effortless working, while transmitting maximum power and thereby enabling a secure hold. Optimum blade shapes guarantee a secure hold in the screw and prevent slipping.



### Cordless screwdrivers

The SF-ASD 16 cordless screwdriver is a handy tool for connecting conductors to screw connections. You can use the cordless screwdriver in a straight or angled position, even in confined spaces. The 16-step torque setting with a switch for clockwise/counter-clockwise operation integrated into the handle makes the tool not just comfortable, but also versatile and suitable for a wide variety of screwing applications.



### Torque screwdrivers

The portfolio includes preset and adjustable torque screwdrivers, which ensure that every screw connection is tightened with a constant force. The precise adjustment of the torque minimizes the risk of overtightening and damage to the screws and components, which increases the safety and durability of the assembled parts.



### Attachments for cordless screwdrivers and bit hand holders

The hardened bits are suitable for hard and soft screws. Optimum edge geometries increase the bearing surface and prevent the screws from being over-tightened.



### Control cabinet keys

The universal control cabinet keys for all common closures complete the SCREWFOX portfolio.



### Sets

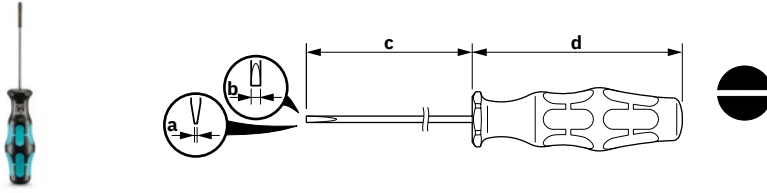
With the bit sets in a compact and clear format and equipped with the most common screw bits, you always have the right tool for every situation to hand.

1  
2  
3  
4

# SCREWFOX screwdriver tools

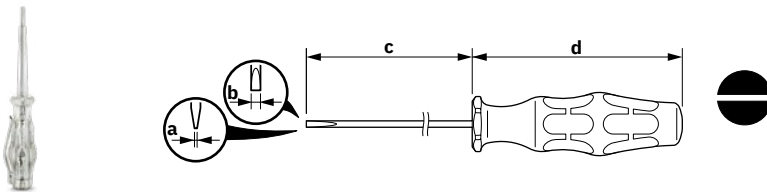
Hand tools

## Slot



Type	Item no.	a	b	c	d	Uninsulated	Insulated	Slim
		mm						
SF-SL 0,4X2,0-60	<a href="#">1212546</a>	0.4	2	60	81	•		
SF-SL 0,4X2,5-75	<a href="#">1212547</a>	0.4	2.5	75	81	•		
SF-SL 0,5X3,0-80	<a href="#">1212548</a>	0.5	3	80	69	•		
SF-SL 0,6X3,5-100	<a href="#">1212549</a>	0.6	3.5	100	81	•		
SF-SL 0,6X3,5-200	<a href="#">1212550</a>	0.6	3.5	200	81	•		
SF-SL 0,8X4,0-100	<a href="#">1212551</a>	0.8	4	100	98	•		
SF-SL 1,0X5,5-150	<a href="#">1212552</a>	1	5.5	150	98	•		
SF-SL 1,2X6,5-150	<a href="#">1212553</a>	1.2	6.5	150	105	•		
SZS 0.4X2.5 VDE	<a href="#">1205037</a>	0.4	2.5	80	81		•	
SZS 0.5X3.0 VDE	<a href="#">1207404</a>	0.5	3	100	81		•	
SZS 0.6X2.5 VDE	<a href="#">1205040</a>	0.6	2.5	80	81		•	
SZS 0.6X3.5 VDE	<a href="#">1212602</a>	0.6	3.5	100	81		•	
SZS 0.8X4.0 VDE	<a href="#">1212508</a>	0.8	4	100	98		•	
SZS 1.0X4.0 VDE	<a href="#">1205066</a>	1	4	100	98		•	
SZS 1.0X5.5 VDE	<a href="#">1209114</a>	1	5.5	125	98		•	
SZS 1.0X6.5 VDE	<a href="#">1205079</a>	1	6.5	150	98		•	
SZS 1.2X8.0 VDE	<a href="#">1205082</a>	1.2	8	175	112		•	
SF-SLIC 1,2X7,0-125	<a href="#">1212554</a>	1.2	7	125	105	•		
SF-SLIC 1,6X10-175	<a href="#">1212555</a>	1.6	10	175	112	•		
SF-SL 0,6X3,5-100 S-VDE	<a href="#">1212587</a>	0.6	3.5	100	81		•	•
SF-SL 0,8X4,0-100 S-VDE	<a href="#">1212588</a>	0.8	4	100	98		•	•
SF-SL 1,0X5,5-125 S-VDE	<a href="#">1212589</a>	1	5.5	125	98		•	•

## Slotted, with test function



Type	Item no.	a	b	c	d	Uninsulated	Insulated	Slim
		mm						
SF-VT VDE	<a href="#">1212598</a>	0.5	3	65	73		•	

# SCREWFOX screwdriver tools

1

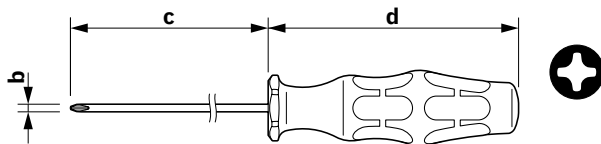
2

3

4

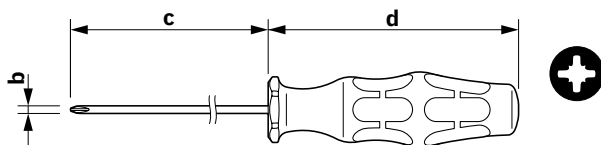
Hand tools

## Phillips PH



Type	Item no.	PH	b	c	d	Uninsulated	Insulated	Slim
			mm					
SF-PH 0-60	<a href="#">1212558</a>	0	3	80	81	•		
SF-PH 1-80	<a href="#">1212559</a>	1	4.5	80	81	•		
SF-PH 2-100	<a href="#">1212560</a>	2	6	100	105	•		
SF-PH 3-150	<a href="#">1212561</a>	3	8	150	113	•		
SZK PH0 VDE	<a href="#">1205147</a>	0	3	80	81		•	
SZK PH1 VDE	<a href="#">1205150</a>	1	4.5	80	81		•	
SZK PH2 VDE	<a href="#">1205163</a>	2	6	100	105		•	
SZK PH3 VDE	<a href="#">1212536</a>	3	8	150	113		•	
SF-PH 1-80 S-VDE	<a href="#">1212693</a>	1	4.5	80	81		•	•
SF-PH 2-100 S-VDE	<a href="#">1212694</a>	2	6	100	105		•	•

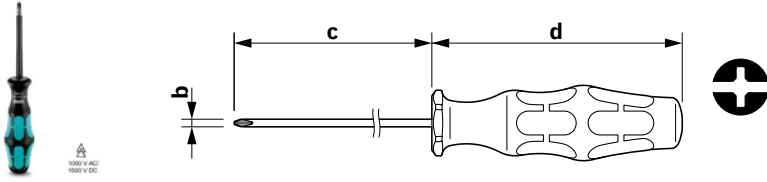
## Pozidriv PZ



Type	Item no.	PZ	b	c	d	Uninsulated	Insulated	Slim
			mm					
SF-PZ 0-60	<a href="#">1212562</a>	0	3	80	81	•		
SF-PZ 1-80	<a href="#">1212563</a>	1	3	80	98	•		
SF-PZ 2-100	<a href="#">1212564</a>	2	6	100	105	•		
SF-PZ 3-150	<a href="#">1212565</a>	3	8	150	113	•		
SZK PZ0 VDE	<a href="#">1206447</a>	0	3	80	81		•	
SZK PZ1 VDE	<a href="#">1206450</a>	1	3	80	81		•	
SZK PZ2 VDE	<a href="#">1206463</a>	2	6	100	105		•	
SZK PZ3 VDE	<a href="#">1212599</a>	3	8	150	113		•	
SF-PZ 1-80 S-VDE	<a href="#">1212695</a>	1	3	80	98		•	•
SF-PZ 2-100 S-VDE	<a href="#">1212696</a>	2	6	100	105		•	•

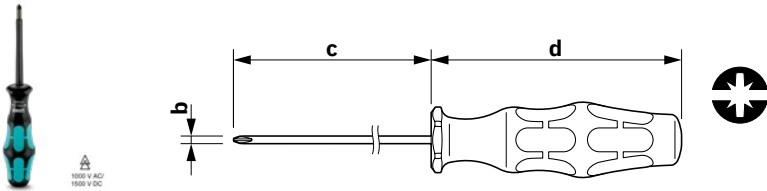
# SCREWFOX screwdriver tools

## Plus-Minus PH



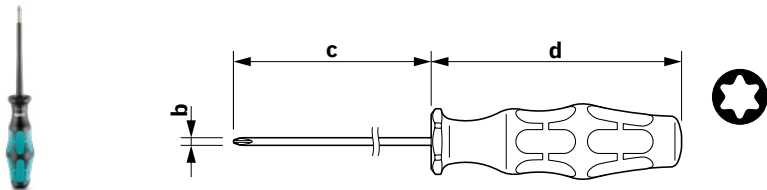
Type	Item no.	PH	b	c	d	Uninsulated	Insulated	Slim
			mm					
SF-PHSL 1-80 VDE	<a href="#">1212283</a>	1	4.5	80	81		•	
SF-PHSL 2-100 VDE	<a href="#">1212288</a>	2	6	100	105		•	

## Plus-Minus PZ



Type	Item no.	PZ	b	c	d	Uninsulated	Insulated	Slim
			mm					
SF-PZSL 1-80 VDE	<a href="#">1212556</a>	1	3	80	98		•	
SF-PZSL 2-100 VDE	<a href="#">1212557</a>	2	6	100	105		•	
SF-PZSL 1-80 S-VDE	<a href="#">1212699</a>	1	3	80	98		•	•
SF-PZSL 2-100 S-VDE	<a href="#">1212700</a>	2	6	100	105		•	•

## Torx



Type	Item no.	TX	b	c	d	Uninsulated	Insulated	Slim
			mm					
SF-TX 8X80 VDE	<a href="#">1200155</a>	8	8	80	81		•	
SF-TX 10X80 VDE	<a href="#">1200156</a>	10	10	80	81		•	
SF-TX 15X80 VDE	<a href="#">1200157</a>	15	15	80	98		•	
SF-TX 20X80 VDE	<a href="#">1200158</a>	20	20	80	98		•	
SF-TX 25X100 VDE	<a href="#">1200159</a>	25	25	100	105		•	
SF-TX 30X100 VDE	<a href="#">1200160</a>	30	30	100	105		•	



# SCREWFOX screwdriver tools

1

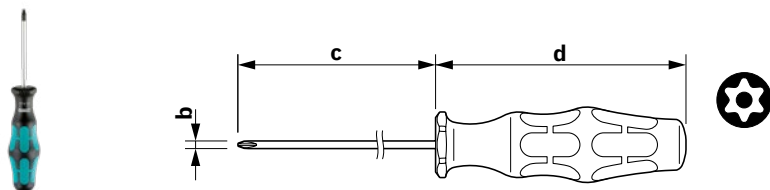
2

3

4

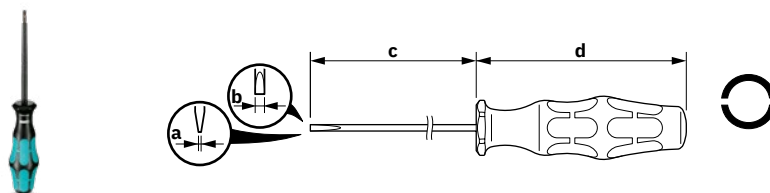
Hand tools

## Torx for safety screw connections



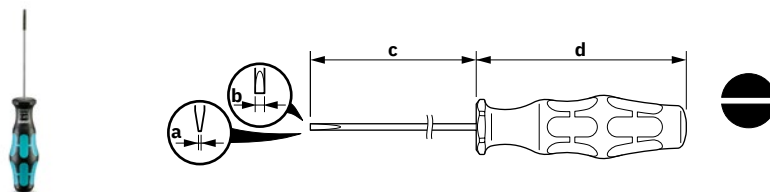
Type	Item no.	TXH	mm			Uninsulated	Insulated	Slim
			b	c	d			
SF-TXH 8X60	<a href="#">1200148</a>	8	8	60	81	•		
SF-TXH 10X80	<a href="#">1200149</a>	10	10	80	81	•		
SF-TXH 15X80	<a href="#">1200150</a>	15	15	80	98	•		
SF-TXH 20X100	<a href="#">1200151</a>	20	20	100	98	•		
SF-TXH 25X100	<a href="#">1200152</a>	25	25	100	105	•		
SF-TXH 30X115	<a href="#">1200153</a>	30	30	115	105	•		
SF-TXH 40X130	<a href="#">1200154</a>	40	40	130	112	•		

## SZG – test socket



Type	Item no.	mm				Uninsulated	Insulated	Slim
		a	b	c	d			
SZG 0,6X3,5 VDE	<a href="#">1205121</a>	0.6	3.5	100	98		•	
SZG 0.9X6,5 VDE	<a href="#">1205134</a>	0.9	6.5	175	112		•	

## Slotted / actuation tool for ST terminal blocks



Type	Item no.	mm				Uninsulated	Insulated	Slim
		a	b	c	d			
SZF 0-0,4X2,5	<a href="#">1204504</a>	0.4	2.5	75	81	•		
SZF 1-0,6X3,5	<a href="#">1204517</a>	0.6	3.5	100	81	•		
SZF 2-0.8X4.0	<a href="#">1204520</a>	0.8	4	100	98	•		
SZF 3-1.0X5.5	<a href="#">1206612</a>	1	5.5	150	98	•		
SZS 0,6X3,5	<a href="#">1205053</a>	0.6	3.5	100	81	•		
ST-BW 0 <sup>1)</sup>	<a href="#">1200135</a>	0.4	2.5	81	81		•	
ST-BW <sup>1)</sup>	<a href="#">1207608</a>	0.6	3.5	81	81		•	

<sup>1)</sup> Angled

# SCREWFOX screwdriver tools

## Torque screwdrivers



- Two-component handle
- Hexagonal non-slip grip
- With preset torque
- Variety of SAC BIT attachments
- Torque accuracy in accordance with DIN ISO 6789

Type	Item no.	Torque
TSD 02 SAC	<a href="#">1208487</a>	0.2 Nm
TSD 04 SAC	<a href="#">1208429</a>	0.4 Nm
TSD 08 SAC	<a href="#">1212597</a>	0.8 Nm
TSD 20 SAC	<a href="#">1212020</a>	2 Nm
TSD 25 SAC	<a href="#">1212315</a>	2.5 Nm


## Nuts







- Compatible with TSD-... torque screwdriver
- Made from high-quality material
- For mounting various connectors or pressure nuts

Type	Item no.	Description
SAC BIT M8-D10	<a href="#">1208461</a>	Nut for mounting M8 connectors with longitudinal knurl and a knurl diameter of 10 mm, for 4 mm hexagonal drive
SACC BIT M8-D12	<a href="#">1208474</a>	Nut for mounting M8 connectors with longitudinal knurl and a knurl diameter of 12 mm, for 4 mm hexagonal drive
SAC BIT M12-D15	<a href="#">1208432</a>	Nut for mounting sensor/actuator cables with M12 connector and M12 connectors for assembly, with knurl diameter 15 mm, for 4 mm hexagonal drive
SACC BIT M12-D20	<a href="#">1208445</a>	Nut for mounting M12 connectors for assembly with a knurl diameter of 20 mm, for 4 mm hexagonal drive
SACC BIT M12-D23	<a href="#">1202885</a>	Nut for mounting M12 connectors for assembly with a knurl diameter of 23 mm, for 4 mm hexagonal drive
SAC BIT MIN-D25	<a href="#">1212512</a>	Nut for mounting 7/8" connectors, with a knurl diameter of 25 mm, with 4 mm hexagonal drive
SAC BIT M12-W14	<a href="#">1212513</a>	Nut for mounting sensor/actuator cables with M12 connector and M12 connectors for assembly, with a hexagonal knurl wrench size of 14 mm, with 4 mm hexagonal drive
SAC BIT QUICKON-W13	<a href="#">1212033</a>	Nut for mounting pressure nuts with 13 mm wrench size, for 4 mm hexagonal drive
SACC BIT M12-W18	<a href="#">1231753</a>	Nut for mounting M12 connectors designed for assembly, with a hexagonal knurl wrench size of 18 mm, with 4 mm hexagonal drive
SAC BIT HOOD-W 24	<a href="#">1212486</a>	Nut for mounting pressure nuts with 24 mm wrench size, for 4 mm hexagonal drive

# SCREWFOX screwdriver tools

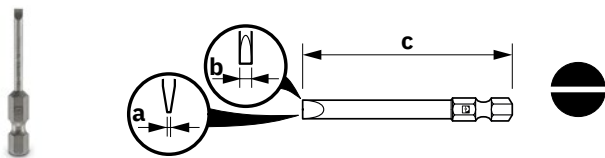
Torque screwdrivers				
				
Type	TSD-M 1.2NM	TSD-M 3NM	TSD-M 6NM	TSD-M SAC-BIT ADAPTER
Item no.	<a href="#">1212224</a>	<a href="#">1212225</a>	<a href="#">1212226</a>	<a href="#">1212600</a>
Torque	0.3 Nm ... 1.2 Nm	1.2 Nm ... 3 Nm	3 Nm ... 6 Nm	

Bit screwdriver		
		
Type	SF-M BH	SF-UBH
Item no.	<a href="#">1212070</a>	<a href="#">1212590</a>

Cordless screwdrivers		
		
Type	SF-ASD 16	SF-ASD 21
Item no.	<a href="#">1200294</a>	<a href="#">1212532</a>
Torque	0.2 Nm ... 4.3 Nm	0.3 Nm ... 4.4 Nm
Battery charging time	60 min	30 min
Battery voltage	3.6 V	3.6 V
Battery capacity	2.00 Ah	1.50 Ah
Length	266 mm	277 mm
Properties	Cordless screwdriver with two-speed gearbox, forward/reverse running and 16-stage clutch with drilling stage of up to 450 rpm	Cordless screwdriver with two-speed gearbox, forward/reverse running and 21-stage clutch with drilling stage of up to 600 rpm

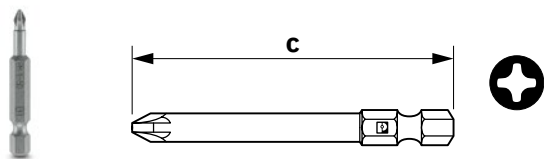
# SCREWFOX screwdriver tools

## Bits – slotted



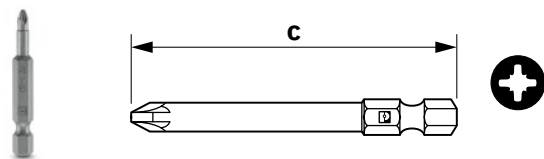
Type	Item no.	a	b	c
		mm		
SF-BIT-SL 0,5X3,0-50	<a href="#">1212566</a>	0.5	3	50
SF-BIT-SL 0,5X3,0-70	<a href="#">1212567</a>	0.5	3	70
SF-BIT-SL 0,6X3,5-50	<a href="#">1212568</a>	0.6	3.5	20
SF-BIT-SL 0,6X3,5-70	<a href="#">1212569</a>	0.6	3.5	70
SF-BIT-SL 0,8X4,0-50	<a href="#">1212571</a>	0.8	4	50
SF-BIT-SL 0,8X4,0-70	<a href="#">1212572</a>	0.8	4	70
SF-BIT-SL 1,0X5,5-50	<a href="#">1212574</a>	1	5.5	50
SF-BIT-SL 1,0X5,5-70	<a href="#">1212575</a>	1	5.5	70
SF-BIT-SL 1,2X6,5-70	<a href="#">1212577</a>	1.2	6.5	70

## Bits – Phillips PH



Type	Item no.	PH	c
			mm
SF-BIT-PH 1-50	<a href="#">1212579</a>	1	50
SF-BIT-PH 2-50	<a href="#">1212580</a>	2	50
SF-BIT-PH 3-50	<a href="#">1212581</a>	3	50
SF-BIT-PH 1-70	<a href="#">1212582</a>	1	70
SF-BIT-PH 2-70	<a href="#">1212583</a>	2	70
SF-BIT-PH 3-70	<a href="#">1212584</a>	3	70

## Bits – Pozidriv PZ



Type	Item no.	PZ	c
			mm
SF-BIT-PZ 1-50	<a href="#">1212591</a>	1	50
SF-BIT-PZ 2-50	<a href="#">1212592</a>	2	50
SF-BIT-PZ 3-50	<a href="#">1212593</a>	3	50
SF-BIT-PZ 1-70	<a href="#">1212594</a>	1	70
SF-BIT-PZ 2-70	<a href="#">1212595</a>	2	70
SF-BIT-PZ 3-70	<a href="#">1212596</a>	3	70

# SCREWFOX screwdriver tools

1

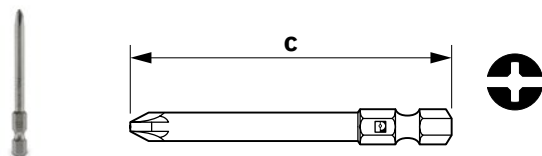
2

3

4

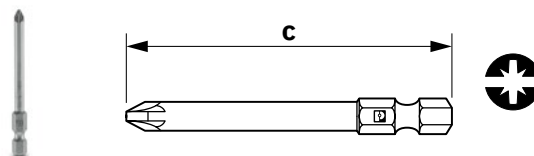
Hand tools

## Bits – Plus-Minus PH



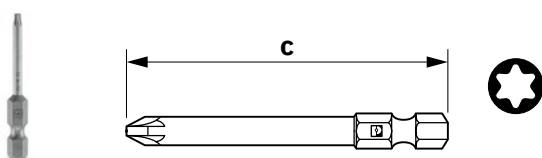
Type	Item no.	PH	c
			mm
SF-BIT-PHSL 1-70	<a href="#">1212479</a>	1	70
SF-BIT-PHSL 2-70	<a href="#">1212601</a>	2	70

## Bits – Plus-Minus PZ



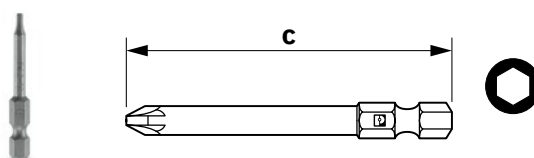
Type	Item no.	PZ	c
			mm
SF-BIT-PZSL 1-70	<a href="#">1212603</a>	1	70
SF-BIT-PZSL 2-70	<a href="#">1212604</a>	2	70

## Bits – Torx



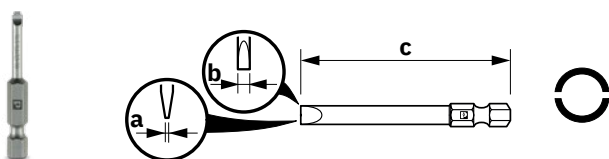
Type	Item no.	TX	c
			mm
SF-BIT-TX 8-50	<a href="#">1212570</a>	8	50
SF-BIT-TX 10-50	<a href="#">1212573</a>	10	50
SF-BIT-TX 15-50	<a href="#">1212576</a>	15	50
SF-BIT-TX 20-50	<a href="#">1212578</a>	20	50
SF-BIT-TX 25-50	<a href="#">1212585</a>	25	50
SF-BIT-TX 30-50	<a href="#">1212586</a>	30	50
SF-BIT-TX 40-50	<a href="#">1200161</a>	40	50

## Bits – HEX



Type	Item no.	HEX	c
			mm
SF-BIT-HEX 2-50	<a href="#">1212645</a>	2	50
SF-BIT-HEX 2,5-50	<a href="#">1212646</a>	2.5	50
SF-BIT-HEX 3-50	<a href="#">1212647</a>	3	50
SF-BIT-HEX 4-50	<a href="#">1212648</a>	4	50
SF-BIT-HEX 5-50	<a href="#">1212649</a>	5	50
SF-BIT-HEX 6-50	<a href="#">1212650</a>	6	50
SF-BIT-HEX 8-50	<a href="#">1212651</a>	8	50
SF-BIT-HEX 2-89 S	<a href="#">1200300</a>	2	89
SF-BIT-HEX 2.5-89 S	<a href="#">1200301</a>	2.5	89
SF-BIT-HEX 4-89 S	<a href="#">1200302</a>	4	89
SF-BIT-HEX 5-89 S	<a href="#">1200303</a>	5	89

## Bits – test sockets



Type	Item no.	a	b	c
		mm		
SF-BIT-SLS 0,6X3,5-50	<a href="#">1212605</a>	0.6	3.5	50
SF-BIT-SLS 0,9X6,5-50	<a href="#">1212606</a>	0.9	6.5	50

1 **SCREWFOX screwdriver tools**

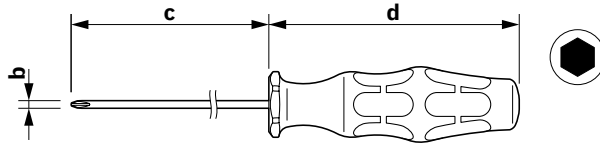
2

3

4



Hand tools

**Socket wrench**









Type	Item no.	b	c	d
		mm		
SHN 5.5	<a href="#">1209855</a>	5.5	70	98
SHN 8	<a href="#">1209868</a>	8	80	105
SHN 13	<a href="#">1209923</a>	13	80	112

**Control cabinet keys**

		
Type	USS 4	SF-CCK 9
Item no.	<a href="#">1203149</a>	<a href="#">1212525</a>
Application	Universal control cabinet key	Universal control cabinet key, with strong chain and snap hook

# SCREWFOX screwdriver tools

Allen key set			
	Information		
	Type	Item no.	SF-LHEX SET <a href="#">1212544</a>
	Contents	Set includes: AF 1.5, 2, 2.5; 3; 4; 5; 6; 8, and 10 mm, chrome-plated	
	Information		
	Type	Item no.	SF-LTX SET <a href="#">1200162</a>
	Contents	Set includes: TX 8, 9, 10; 15; 20; 25; 27; 30, and 40 mm, chrome-plated	

Socket wrench and bit set			
	Information		
	Type	Item no.	SF-SOCKET SET 47 <a href="#">1200292</a>
	Contents	1/4" socket set, 47-piece, 1/4" reversible ratchet, 48 teeth with fast-locking, 50 mm and 100 mm 1/4" extensions, 1/4" screwdriver handle, 150 mm 1/4" flexible extension, 1/4" Cardan joint, 1/4" T-handle 2 x 1/4" bit adapter, 13 knurled 1/4" sockets, wrench size: 4 / 4.5 / 5 / 5.5 / 6 / 7 / 8 / 9 / 10 / 11 / 12 / 13 / 14 mm, 21 knurled socket bits: 6 x Torx® T10, T15, T20, T25, T30, T40, 6 x Hex 3, 4, 5, 6, 7, 8 mm, 3 x Phillips recess® PH1, PH2, PH3, 3 x Pozidriv® PZ1, PZ2, PZ3, 3 x slotted 4, 5.5, 7 mm, Allen wrench Hex 1.27, 1.5, 2, 2.5 mm, breakage and impact-resistant plastic case with metal fastening	
	Information		
	Type	Item no.	SF-BIT SET <a href="#">1212545</a>
	Contents	Bit set, with SF-UBH universal bit holder, with 25 mm long slotted/crosshead (PZ and PH), 10-part, in compact plastic box	
	Information		
	Type	Item no.	SF-M SET <a href="#">1212543</a>
	Contents	Bit screwdriver set with quick-action chuck, 89 mm long slotted/crosshead (PZ and PH)/hex/Torx® bits, 17-piece, in folding belt pouch, contents: PH 1,2,3 x 89; PZ 1,2,3 x 89; SL 1.5 x 5.5 x 89; TX 10-30 x 89; SW 3,4,5,6 x 89	
	Information		
	Type	Item no.	SF-M SET 2 <a href="#">1212756</a>
	Contents	Bit screwdriver set with quick-action chuck, 89 mm long slotted/crosshead/hex/Torx® bits, 17-piece, in folding belt pouch, contents: PH 1,2,3 x 89; SL 0.4 x 2.5, 0.6 x 3.5, 0.8 x 3.5, 1.0 x 5.5, 1.2 x 6.5 x89, TX 10-30, SW 3, 4, 5 x 89	

## TESTFOX testing and measuring tools

The testing tools and measuring tools in the TESTFOX product family are ideal for all applications in industry, electrical installation, and servicing. The high-quality tools are tested and approved in accordance with national and international standards. With its high degree of protection, you can use the testing tool both indoors and outdoors.

### Your advantages

- ✔ Robust and durable due to the use of special shockproof plastic materials
- ✔ High level of functionality: all standard measuring tasks in a single compact device
- ✔ Reliable results: elimination of inaccurate measurements due to reactive voltage



# TESTFOX testing and measuring tools

## Voltage and continuity testers



- DC and AC voltage tests in the voltage range from 12 V to 1000 V AC/DC, fully functional even without batteries
- Polarity test (+/-) for DC voltage
- Single-position test of the line conductor
- Rotary field direction display of a three-phase mains, provided the neutral point is grounded
- Measuring point lighting
- Load connection via pushbutton
- Overvoltage category CAT IV 600V and CAT III 1000 V in accordance with IEC/EN 61243-3
- Vibration alarm for safe voltage detection
- Impact-resistant, dust- and splash-proof housing, IP65
- Audible and optical continuity test

<b>Type</b>	DUSPOL EXPERT
Item no.	1209091
AC voltage range	12 V AC ... 1000 V AC
DC voltage range	12 V DC ... 1000 V DC
Continuity test	0.00 Ω ... 108.00 kΩ (acoustically via buzzer (55 dB), optically via LED)
Frequency	0.00 Hz ... 60.00 kHz
Degree of protection	IP65
Measuring category	CAT IV 600 V / CAT III 1000 V
Test certificate	EN/IEC 61243-3 (VDE 0682 Part 401)

## Measuring tape



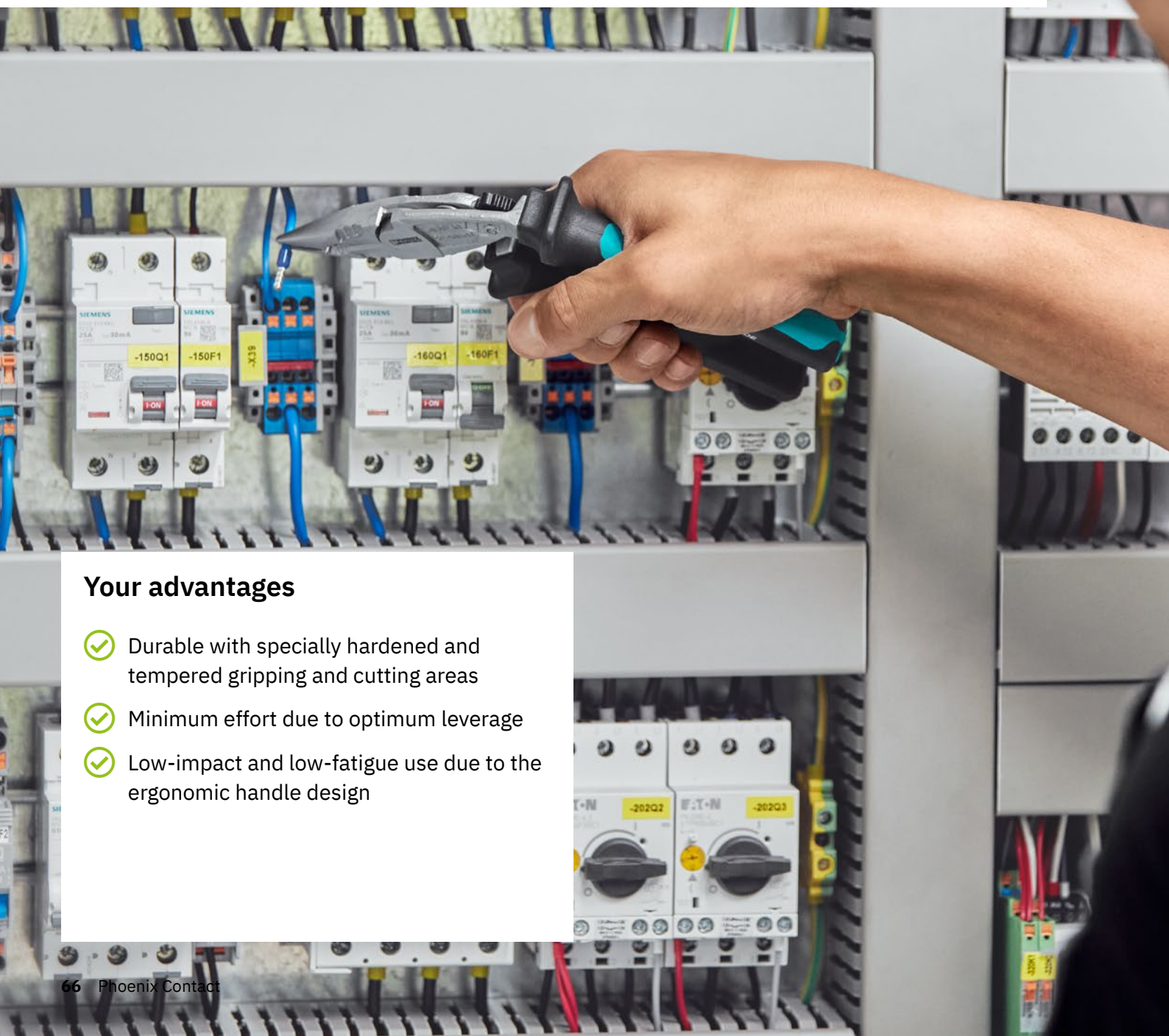
- Robust and versatile use
- Abrasion resistant, easily-read scale
- Easy internal and external measurements, thanks to the movable, magnetic hooks
- With automatic tape feed and locking mechanism
- EC accuracy class 2

Type	Item no.	Version	Maximum pull-out length
MEASURING TAPE 5M	1200298	Metric	5 m
MEASURING TAPE 5M I/M	1200304	Imperial/metric	5 m

Hand tools

## UNIFOX universal and special tools

The UNIFOX product family from Phoenix Contact comprises a wide variety of tools for different applications: from universal tools, which combine several functions, and cable binder tools, to cable duct cutters - we offer a whole host of applications. With the universal tool you can combine different functions and always have the right tool for control cabinet work, for example.



### Your advantages

- ✔ Durable with specially hardened and tempered gripping and cutting areas
- ✔ Minimum effort due to optimum leverage
- ✔ Low-impact and low-fatigue use due to the ergonomic handle design

## Versatile use



### Combination pliers

The VDE-insulated combination pliers are available in straight and ergonomic, angled form with spring reset, with interlocking gripping surfaces, integrated M8 - M10 ring key, and blade.



### Needle-nose pliers, flat-nose and round-nose pliers

The ergonomically shaped UNIFOX-PE VDE has an opening spring and a locking mechanism. The stripping and crimping unit for ferrules from 1.5 to 2.5 mm<sup>2</sup> and the integrated M8 ... M10 ring key make the tool multifunctional.



### Screw/water pump pliers

The notched gripping surfaces of the UNIFOX-WP ensure an optimum grip. The UNIFOX-WRENCH has flat gripping surfaces to avoid damage to the surfaces.



### Cable tie tools

Tension and cut cable ties in one step with the ergonomic cable tie tools for plastic and stainless steel cable ties. The continuously adjustable tension force is indicated by a scale in the handle area. If the tension force is reached, the remainder is automatically severed for a flush finish.



### Mounting and removal tools

You will find the right mounting and removal tools for various crimp contacts.

1




2

3




4

Hand tools




# UNIFOX universal and special tools

Combination pliers			
	Information		Properties
	Type	Item no.	<ul style="list-style-type: none"> <li>• Compact design</li> <li>• Cutting, gripping, bending</li> <li>• Notched gripping surface</li> <li>• Ergonomic two-component handle</li> <li>• VDE tested</li> </ul>
	Diameter	UNIFOX-C VDE M <a href="#">1212834</a>	
	Length	≤10.00 mm	
	Weight	165 mm	
	Application	210 g	
	Aluminum, copper		
	Information		Properties
	Type	Item no.	<ul style="list-style-type: none"> <li>• Cutting, gripping, bending</li> <li>• Notched gripping surface</li> <li>• Ergonomic two-component handle</li> <li>• VDE tested</li> </ul>
	Diameter	UNIFOX-C VDE <a href="#">1212202</a>	
	Length	≤12.00 mm	
	Weight	180 mm	
	Application	257 g	
	Aluminum, copper		
	Information		Properties
	Type	Item no.	<ul style="list-style-type: none"> <li>• Cutting edge is inductively hardened</li> <li>• Notched gripping surface</li> <li>• Angled, ergonomic shape</li> <li>• Ergonomic two-component handle</li> <li>• Spring reset with locking mechanism</li> <li>• Special tool steel, die-forged and oil-hardened</li> <li>• VDE tested</li> </ul>
	Diameter	UNIFOX-CE VDE <a href="#">1212203</a>	
	Length	≤13.00 mm	
	Weight	200 mm	
	Application	335 g	
	Aluminum, copper		

# UNIFOX universal and special tools

Needle-nose pliers				
	Information		Properties	
	Type	Item no. UNIFOX-P VDE <a href="#">1212204</a>	<ul style="list-style-type: none"> <li>• Bent 45°</li> <li>• Cutting edge is inductively hardened</li> <li>• Finely notched gripping surface</li> <li>• Long narrow jaws</li> <li>• Ergonomic two-component handle</li> <li>• Special tool steel, die-forged and oil-hardened</li> <li>• VDE tested</li> </ul>	
	Diameter	≤8.00 mm		
	Length	205 mm		
	Weight	205 g		
	Application	Aluminum, copper		
<th>Information</th> <th>Properties</th>				Information
	Type	Item no. UNIFOX-PC VDE <a href="#">1212205</a>	<ul style="list-style-type: none"> <li>• Cutting edge is inductively hardened</li> <li>• Finely notched gripping surface</li> <li>• Long narrow jaws</li> <li>• Ergonomic two-component handle</li> <li>• Special tool steel, die-forged and oil-hardened</li> <li>• VDE tested</li> </ul>	
	Diameter	≤8.00 mm		
	Length	170 mm		
	Weight	215 g		
	Application	Aluminum, copper		
	<th>Information</th> <th>Properties</th>			Information
	Type	Item no. UNIFOX-PE VDE <a href="#">1212529</a>	<ul style="list-style-type: none"> <li>• Cutting edge is inductively hardened</li> <li>• Finely notched gripping surface</li> <li>• Angled, ergonomic shape</li> <li>• Ergonomic two-component handle</li> <li>• Spring reset with locking mechanism</li> <li>• Special tool steel, die-forged and oil-hardened</li> <li>• VDE tested</li> </ul>	
	Diameter	≤13.00 mm		
	Length	200 mm		
	Weight	295 g		
	Application	Aluminum, copper		

# UNIFOX universal and special tools

Flat-nose and round-nose pliers			
	Information		Properties
	Type	Item no.	<ul style="list-style-type: none"> <li>• Finely notched gripping surface</li> <li>• Long narrow jaws</li> <li>• Ergonomic two-component handle</li> <li>• Special tool steel, die-forged and oil-hardened</li> <li>• VDE tested</li> </ul>
		UNIFOX-F VDE <a href="#">1212363</a>	
	Length	160 mm	
Weight	185 g		
	Information		Properties
	Type	Item no.	<ul style="list-style-type: none"> <li>• Round, conical jaws</li> <li>• Finely notched gripping surface</li> <li>• Bending of eyelets</li> <li>• Ergonomic two-component handle</li> <li>• Special tool steel, die-forged and oil-hardened</li> <li>• VDE tested</li> </ul>
		UNIFOX-R VDE <a href="#">1212364</a>	
	Length	160 mm	
Weight	160 g		
	Information		Properties
	Type	Item no.	<ul style="list-style-type: none"> <li>• Bent 35°</li> <li>• Cutting edge is inductively hardened</li> <li>• For mounting SUNCLIX contacts</li> <li>• Ergonomic two-component handle</li> </ul>
		UNIFOX SR 6 <a href="#">1200137</a>	
	Length	165 mm	
	Weight	193 g	
Application	Aluminum, copper, SUNCLIX contacts		

# UNIFOX universal and special tools



1

2




3


4


Hand tools

Screw/water pump pliers and pipe wrenches			
	Information		Properties
	Type	Item no.	<ul style="list-style-type: none"> <li>• Notched gripping surface</li> <li>• Teeth are inductively hardened</li> <li>• Safe and secure gripping</li> <li>• Self-clamping</li> <li>• Special tool steel, die-forged and oil-hardened</li> </ul>
		UNIFOX-WP	
		1212365	
	Wrench size	50 mm	
Length	240 mm		
Weight	385 g		
	Information		Properties
	Type	Item no.	<ul style="list-style-type: none"> <li>• Smooth gripping jaws</li> <li>• Safe and secure gripping</li> <li>• Self-clamping</li> </ul>
		UNIFOX-WRENCH	
		1212835	
	Wrench size	36 mm	
Length	260 mm		
Weight	420 g		

# UNIFOX universal and special tools

Cable tie tools			
	Information		Properties
	Type	Item no.	<ul style="list-style-type: none"> <li>Tightening and burr-free cutting of cable ties in a single step</li> <li>Infinitely adjustable tension force</li> </ul>
	Cable tie width	UNIFOX-CT 4,8 <a href="#">1212475</a>	
	Length	2.2 mm ... 4.8 mm	
	Weight	160 mm	
	Application	310 g	
	Plastic cable tie		
	Information		Properties
	Type	Item no.	<ul style="list-style-type: none"> <li>Tightening and burr-free cutting of cable ties in a single step</li> <li>Tension force can be infinitely adjusted easily</li> <li>Ergonomic two-component handle</li> </ul>
	Cable tie width	UNIFOX-CT 4,8P <a href="#">1212609</a>	
	Length	2.2 mm ... 4.8 mm	
	Weight	165 mm	
	Application	330 g	
	Plastic cable tie		
	Information		Properties
	Type	Item no.	<ul style="list-style-type: none"> <li>Tightening and burr-free cutting of cable ties in a single step</li> <li>Tension force can be infinitely adjusted easily</li> <li>Ergonomic two-component handle</li> </ul>
	Cable tie width	UNIFOX-CT M 7,9 <a href="#">1212610</a>	
	Length	4.6 mm ... 7.9 mm	
	Weight	180 mm	
	Application	555 g	
	Steel cable tie		

Riveting tools			
	<ul style="list-style-type: none"> <li>Spring reset</li> <li>With rivet locking mechanism</li> <li>Punch by hand or with a soft-faced hammer</li> <li>For wiring and cable ducts with a width of 35 mm and wider</li> </ul>		
Type	Item no.	Length	Application
UNIFOX-RVT P 4	<a href="#">1212478</a>	216 mm	Plastic body-bound rivet
UNIFOX-RVT P 6	<a href="#">1212509</a>	216 mm	Plastic body-bound rivet

Hole punch			
	Information		Properties
	Type	Item no.	<ul style="list-style-type: none"> <li>Spring reset</li> <li>Round hole</li> <li>Hole diameter from 2 mm</li> <li>Compact design</li> </ul>
	Length	UNIFOX-HP <a href="#">1212625</a>	
	Weight	120 mm	
	Application	140 g	
	Test plate		



# UNIFOX universal and special tools

1

2

3

4

Hand tools

## Mounting and removal tools



- Protective cap for safe storage
- Ergonomic shape
- For removing or mounting contacts
- Special tool steel

Type	Item no.	Length	Application
UNIFOX RT-CK 1.6	<a href="#">1072069</a>	142 mm	Turned and rolled CK 1,6-... contacts
UNIFOX RT-CK 2.5	<a href="#">1072067</a>	142 mm	Turned CK 2,5-... contacts
UNIFOX RT-CK 4.0	<a href="#">1072064</a>	128 mm	Turned CK-4,0-... contacts
UNIFOX MT-CK 1.6/2.5	<a href="#">1089092</a>	142 mm	CK 1,6... contacts

## Mounting and removal tools

	<b>Information</b>			<b>Properties</b>
	Type	Item no.	STG-EW <a href="#">3190441</a>	<ul style="list-style-type: none"> <li>• For removing contacts</li> <li>• Compact design</li> </ul>
	Length	79 mm		
	Weight	12.5 g		
	Application	STG-MTN..., PCC 4/...		
	<b>Information</b>			<b>Properties</b>
	Type	Item no.	UNIFOX SR 6 <a href="#">1200137</a>	<ul style="list-style-type: none"> <li>• Bent 35°</li> <li>• Cutting edge is inductively hardened</li> <li>• For mounting SUNCLIX contacts</li> <li>• Ergonomic two-component handle</li> </ul>
	Length	165 mm		
	Weight	193 g		
	Application	Aluminum, copper, SUNCLIX contacts		

## MICROFOX electronics tools

The electronics tools from the MICROFOX product family offer a range of pliers for all tasks in electronics and electromechanical engineering. The sophisticated and precise electronics tools are ideal for working in hard to access areas such as PCB components. To protect sensitive electronic components, we recommend the ESD versions with special handles.



### Your advantages

- ✔ Protect electronic components with the ESD design
- ✔ Ultra-precise: low tolerances during production
- ✔ Durable due to the use of high-quality components and raw materials
- ✔ Reliable hold and comfortable working with ergonomically designed two-component handles

# Precision and reliability for every PCB

## Electronics pliers

MICROFOX electronics pliers feature a through-connected joint for permanent stability and optimum distribution of force. The surfaces are finely polished and oiled. They are equipped with an opening spring that allows for working with just one hand. The two-component handles provide for non-slip and effortless use. The gripping surfaces of the tools are designed flat to avoid damage when gripping and bending components.



## ESD electronics pliers

The MICROFOX ESD electronics pliers conform to applicable standards and regulations including DIN EN 61340-5. The screwed precision joint ensures optimum results. The metal surfaces are mirror-polished and then phosphate-treated to ensure that there is no glare when working. To protect highly sensitive electronic components against electrostatic discharge, the handles of the electronics pliers are made from conductive plastic. This means that electrostatic energy is discharged in a gradual and controlled manner.











# MICROFOX electronics tools

## Electronics pliers




- Push-through joint
- Mirror-polished and oiled metal surface
- Ergonomic two-component handle
- Sensitive opening spring

Type	Item no.	Cutting edge	Cutting capacity		
			Soft <sup>1)</sup>	Medium-hard <sup>2)</sup>	Hard <sup>3)</sup>
MICROFOX-SB	1212489	 Diagonal cutter, with chamfer	≤1.6 mm	≤1.2 mm	≤0.5 mm
MICROFOX-SP	1212488	 Diagonal cutter, angled	≤1.3 mm	≤1.0 mm	
MICROFOX-E	1212494	 Front cutter	≤2.0 mm	≤1.0 mm	
MICROFOX-EO	1212495	 Front cutter, angled	≤1.5 mm	≤1.0 mm	
MICROFOX-P	1212491	 Needle-nose pliers			
MICROFOX-PC	1212492	 Needle-nose pliers, angled			
MICROFOX-F	1212493	 Flat-nose pliers			
MICROFOX-R	1212490	 Round-nose pliers			

## Electronics pliers



- Screwed precision joint
- Phosphated metal surface
- Ergonomic two-component handle
- Sensitive opening spring







Type	Item no.	Cutting edge	Cutting capacity		
			Soft <sup>1)</sup>	Medium-hard <sup>2)</sup>	Hard <sup>3)</sup>
MICROFOX SP-1	1212487	 Diagonal cutters	≤1.6 mm		

# MICROFOX electronics tools

## ESD electronics pliers








- Screwed precision joint
- Mirror-polished and oiled metal surface
- Ergonomic two-component handle
- Sensitive opening spring
- ESD tested

Type	Item no.	Cutting edge	Cutting capacity		
			Soft <sup>1)</sup>	Medium-hard <sup>2)</sup>	Hard <sup>3)</sup>
MICROFOX-S ESD	1212480	 Diagonal cutters	≤2.0 mm	≤1.0 mm	
MICROFOX-E ESD	1212485	 Front cutter		≤1.0 mm	
MICROFOX-P ESD	1212482	 Needle-nose pliers			
MICROFOX-PC ESD	1212483	 Flat and round-nose pliers			
MICROFOX-F ESD	1212484	 Flat-nose pliers			
MICROFOX-R ESD	1212481	 Round-nose pliers			

<sup>1)</sup> Soft wire (AL/CU) up to 220 N/mm<sup>2</sup> tensile strength

<sup>2)</sup> Medium-hard wire up to 750 N/mm<sup>2</sup> tensile strength

<sup>3)</sup> Hard wire up to 1800 N/mm<sup>2</sup> tensile strength

Cutting edge	
	Diagonal cutters
	Diagonal cutters
	Flat-nose pliers
	Needle-nose pliers
	Round-nose pliers

## Tool sets and toolbags

### Storing tools neatly and safely

When working on site, it is particularly important to have clear and quick access to the right tools. With one of our tool sets, you'll always have the right tool to hand whatever the job. We provide tool sets in a variety of robust and heavy-duty bags.



#### Toolbags

From soft zip cases to hard cases: robust toolbags in various designs

➤ More information starting on page 80

## Your custom tool set

Configure your tool set to meet your individual requirements. The configurable items contain the extension "CUS" on the website and are marked accordingly. Simply select the desired bag in the product list and specify the desired tools under "Configure".



## Tool sets

Tool sets in robust and hard-wearing bags for various tasks

➤ More information starting on page 83



# Toolbags

## Toolbags, empty



	<b>Information</b>		<b>Properties</b>
	Type Item no.	TOOL-KIT STANDARD EMPTY <a href="#">1212423</a>	Tool zip case, empty, with elastic straps to hold tools of different sizes in place
	Dimensions (L x W x H)	165 mm x 65 mm x 315 mm	
	Color	Black	
	Material	Polyester	
	<b>Information</b>		<b>Properties</b>
	Type Item no.	TOOL KIT STANDARD EMPTY CUS <a href="#">8191307</a>	Tool zip case, with permanently closable business card pocket, with US EMP (85.6 x 54) marking label marked in accordance with customer requirements
	Dimensions (L x W x H)	165 mm x 65 mm x 315 mm	
Color	Black		
Material	Polyester		
	<b>Information</b>		<b>Properties</b>
	Type Item no.	TOOL-WRAP EMPTY <a href="#">1212501</a>	Tool wrap, empty
	Dimensions (L x W x H)	520 mm x 250 mm x 290 mm	
	Color	Black	
	Material	Polyester	
	<b>Information</b>		<b>Properties</b>
	Type Item no.	TOOL-WRAP EMPTY CUS <a href="#">8191309</a>	Tool wrap, with permanently closable business card pocket, with marking label US EMP (85.6 x 54) marked in accordance with customer requirements
	Dimensions (L x W x H)	520 mm x 250 mm x 290 mm	
Color	Black		
Material	Polyester		
	<b>Information</b>		<b>Properties</b>
	Type Item no.	TOOL-BELTPOUCH EMPTY <a href="#">1212502</a>	Tool belt pouch, empty
	Dimensions (L x W x H)	250 mm x 140 mm x 315 mm	
	Color	Black	
	Material	Polyester	
	<b>Information</b>		<b>Properties</b>
	Type Item no.	TOOL-BELTPOUCH EMPTY CUS <a href="#">8191311</a>	Tool belt pouch, with permanently closable business card pocket, with US EMP (85.6 x 54) marking label marked in accordance with customer requirements
	Dimensions (L x W x H)	250 mm x 140 mm x 315 mm	
Color	Black		
Material	Polyester		







# Toolbags

Toolbags, empty			
	<b>Information</b>		<b>Properties</b>
	Type Item no.	TOOL-CARRIER EMPTY 1212499	
	Dimensions (L x W x H)	290 mm x 185 mm x 220 mm	
	Color	Black	
	Material	Polyester	Toolbag, empty
	<b>Information</b>		
	Type Item no.	TOOL-CARRIER EMPTY CUS 8191310	
	Dimensions (L x W x H)	290 mm x 185 mm x 220 mm	
Color	Black	Toolbag, with permanently closeable business card pocket, with US EMP (85.6 x 54) marking label, marked in accordance with customer requirements	
Material	Polyester		
<b>Information</b>			
Type Item no.	TOOL-BAG EMPTY 1212500		
Dimensions (L x W x H)	410 mm x 225 mm x 340 mm	Toolbag, with document and laptop compartments, empty	
Color	Black		
Material	Polyester		
<b>Information</b>			
Type Item no.	TOOL-BAG EMPTY CUS 8191308	Toolbag, with permanently closeable business card pocket, with US EMP (85.6 x 54) marking label, marked in accordance with customer requirements	
Dimensions (L x W x H)	410 mm x 225 mm x 340 mm		
Color	Black		
Material	Polyester		
	<b>Information</b>		<b>Properties</b>
	Type Item no.	TOOL-ZIPCASE EMPTY 1005050	
	Dimensions (L x W x H)	270 mm x 80 mm x 405 mm	
	Color	Black	
Material	Polyester	Tool zip case, empty	




# Tool case

Tool case, empty			
	<b>Information</b>		<b>Properties</b>
	Type Item no.	TOOL-CASE-2 EMPTY 1212636	
	Dimensions (L x W x H)	460 mm x 327 mm x 270 mm	
	Color	Black	
	Material	Aluminum	
Tool case, empty, hard case, two levels			
	<b>Information</b>		<b>Properties</b>
	Type Item no.	TOOL-CASE EMPTY 1212628	
	Dimensions (L x W x H)	510 mm x 260 mm x 270 mm	
	Color	Black	
	Material	Polyester	
	Tool case, empty, lockable, with permanently closeable business card pocket, with padded carrying strap for superior carrying comfort, with document compartment		
	<b>Information</b>		<b>Properties</b>
	Type Item no.	TOOL-CASE EMPTY CUS 8191312	
	Dimensions (L x W x H)	510 mm x 260 mm x 270 mm	
	Color	Black	
Material	Polyester	Tool case, with permanently closeable business card pocket, with US EMP (85.6 x 54) marking label, marked in accordance with customer requirements	



# Tool sets

Tool sets			
	<b>Information</b>		
	Type	Item no.	CRIMPFOX CENTRUS 6S SET <span style="float: right;">1213999</span>
	Contents	Cutting, stripping, and crimping set, packaged in a tool zip case, comprising CUTFOX 18, WIREFOX 10, CRIMPFOX CENTRUS 6S, AI SORTI BOX RD, TOOL-KIT STANDARD EMPTY	
		Crimping tool <span style="float: right;">1213144</span> Assortment box <span style="float: right;">3202960</span> Stripping tool <span style="float: right;">1212150</span> Tool box <span style="float: right;">1212423</span> Cutting tool <span style="float: right;">1212129</span>	CRIMPFOX CENTRUS 6S AI SORTI BOX RD WIREFOX 10 TOOL-KIT STANDARD EMPTY CUTFOX 18
	<b>Information</b>		
	Type	Item no.	CRIMPFOX CENTRUS 10S SET <span style="float: right;">1026994</span>
	Contents	Cutting, stripping, and crimping set, packaged in a tool zip case, comprising CUTFOX 18, WIREFOX 10, CRIMPFOX CENTRUS 10S, AI SORTI BOX RD, TOOL-KIT STANDARD EMPTY	
		Crimping tool <span style="float: right;">1213154</span> Assortment box <span style="float: right;">3202960</span> Stripping tool <span style="float: right;">1212150</span> Tool box <span style="float: right;">1212423</span> Cutting tool <span style="float: right;">1212129</span>	CRIMPFOX CENTRUS 10S AI SORTI BOX RD WIREFOX 10 TOOL-KIT STANDARD EMPTY CUTFOX 18
	<b>Information</b>		
	Type	Item no.	CRIMPFOX DUO 10 SET <span style="float: right;">1044971</span>
	Contents	Cutting, stripping, and crimping set, packaged in a tool zip case, comprising WIREFOX 10, CRIMPFOX DUO 10, AI SORTI BOX RD, AI TWIN SORTI BOX BU, TOOL-KIT STANDARD EMPTY	
		Crimping tool <span style="float: right;">1031721</span> Stripping tool <span style="float: right;">1212150</span> Assortment box <span style="float: right;">3202960</span> Assortment box <span style="float: right;">3202986</span> Tool box <span style="float: right;">1212423</span>	CRIMPFOX DUO 10 WIREFOX 10 AI SORTI BOX RD AI-TWIN SORTI BOX BU TOOL-KIT STANDARD EMPTY
	<b>Information</b>		
	Type	Item no.	CRIMPFOX DUO 16S SET <span style="float: right;">1367687</span>
	Contents	Cutting, stripping, and crimping set, packaged in a tool zip case, comprising WIREFOX 10, WIREFOX 16/SB, CRIMPFOX DUO 16S, AI SORTI BOX RD, AI SORTI BOX ANT, TOOL-KIT STANDARD EMPTY	
		Crimping tool <span style="float: right;">1202877</span> Stripping tool <span style="float: right;">1212150</span> Knives <span style="float: right;">1212153</span> Assortment box <span style="float: right;">3202960</span> Assortment box <span style="float: right;">3202973</span> Tool box <span style="float: right;">1212423</span>	CRIMPFOX DUO 16S WIREFOX 10 WIREFOX 16/SB AI SORTI BOX RD AI SORTI BOX ANT TOOL-KIT STANDARD EMPTY
	<b>Information</b>		
	Type	Item no.	TOOL DATA SET <span style="float: right;">1208856</span>
	Contents	Cutting, stripping, and crimping set, packaged in a tool zip case, comprising: CUTFOX 12, WIREFOX-D 11, CRIMPFOX-M, CRIMPFOX-M RJ45/DIE, TOOL-KIT STANDARD EMPTY	
		Cutting tool <span style="float: right;">1212128</span> Stripping tool <span style="float: right;">1212160</span> Crimping tool <span style="float: right;">1212072</span> Dies <span style="float: right;">1212090</span> Tool box <span style="float: right;">1212423</span>	CUTFOX 12 WIREFOX-D 11 CRIMPFOX-M CRIMPFOX-M RJ45/DIE TOOL-KIT STANDARD EMPTY



# Tool sets

Tool sets			
	<b>Information</b>		
	Type	Item no.	TOOL SET ALLROUND 2 <span style="float: right;">1208843</span>
	Contents	Cutting, stripping, and crimping set, packaged in a tool zip case, comprising: CUTFOX 12, WIREFOX 10, CRIMPFOX 10S, TOOL-KIT STANDARD EMPTY  Cutting tool CUTFOX 12 <span style="float: right;">1212128</span> Stripping tool WIREFOX 10 <span style="float: right;">1212150</span> Crimping tool CRIMPFOX 10S <span style="float: right;">1212045</span> Tool box TOOL-KIT STANDARD EMPTY <span style="float: right;">1212423</span>	
	<b>Information</b>		
	Type	Item no.	TOOL-KIT STANDARD <span style="float: right;">1212422</span>
	Contents	Tool zip case, equipped with: crimping pliers for ferrules, stripping pliers, sheath stripping tool, cable cutter, slotted screwdriver: 0.6 x 3.5, tool organizer  Crimping tool CRIMPFOX DUO 16S <span style="float: right;">1202877</span> Stripping tool WIREFOX 10 <span style="float: right;">1212150</span> Stripping tool WIREFOX-D 40 <span style="float: right;">1212161</span> Cutting tool CUTFOX 18 <span style="float: right;">1212129</span> Screwdriver tool SZF 1-0,6X3,5 <span style="float: right;">1204517</span> Tool box TOOL-KIT STANDARD EMPTY <span style="float: right;">1212423</span>	
	<b>Information</b>		
	Type	Item no.	TOOL-WRAP <span style="float: right;">1212505</span>
	Contents	Tool wrap, equipped with: cable cutter, diagonal cutter, combination and needle-nose pliers VDE screwdriver, slotted: 0.4 x 2.5 /0.5 x 3.0 /1.0 x 4.0 -/1.0 x 5.5 Phillips: PH0/PH1/PH2 Voltage tester  Cutting tool CUTFOX-S VDE <span style="float: right;">1212207</span> Cutting tool CUTFOX 16 VDE <span style="float: right;">1212126</span> Universal tool UNIFOX-C VDE <span style="float: right;">1212202</span> Universal tool UNIFOX-P VDE <span style="float: right;">1212204</span> Screwdriver tool SZS 0.4X2.5 VDE <span style="float: right;">1205037</span> Screwdriver tool SZS 0,5X3,0 VDE <span style="float: right;">1207404</span> Screwdriver tool SZS 1.0X4.0 VDE <span style="float: right;">1205066</span> Screwdriver tool SZS 1.0X6.5 VDE <span style="float: right;">1205079</span> Screwdriver tool SZK PH0 VDE <span style="float: right;">1205147</span> Screwdriver tool SZK PH1 VDE <span style="float: right;">1205150</span> Screwdriver tool SZK PH2 VDE <span style="float: right;">1205163</span> Measuring tool DUSPOL EXPERT <span style="float: right;">1209091</span> Tool box TOOL-WRAP EMPTY <span style="float: right;">1212501</span>	

# Tool sets

Tool sets																																									
	<b>Information</b>																																								
	Type	Item no.	TOOL-WRAP-2 <span style="float: right;">1200100</span>																																						
	Contents	<p>Tool wrap, equipped with: cable cutter, stripping tools for standard conductors from 0.08 mm<sup>2</sup> ... 16 mm<sup>2</sup>, sheath stripping tool up to Ø 4 mm, CRIMPFOX CENTRUS 6H crimping pliers for ferrules for conductors from 0.14 mm<sup>2</sup> ... 6 mm<sup>2</sup>, VDE screwdriver, slender design, bladed: 0.6 x 3.5/0.8 x 4.0/1.0 x 5.5, crosshead: PH1/PH2/PZ1/PZ2</p> <table border="0"> <tr> <td>Crimping tool</td> <td>CRIMPFOX CENTRUS 6H</td> <td style="text-align: right;">1213146</td> </tr> <tr> <td>Cutting tool</td> <td>CUTFOX 18</td> <td style="text-align: right;">1212129</td> </tr> <tr> <td>Stripping tool</td> <td>WIREFOX 10</td> <td style="text-align: right;">1212150</td> </tr> <tr> <td>Stripping tool</td> <td>WIREFOX 16-1</td> <td style="text-align: right;">1212157</td> </tr> <tr> <td>Stripping tool</td> <td>WIREFOX-D 40</td> <td style="text-align: right;">1212161</td> </tr> <tr> <td>Tool set</td> <td>SF-SL/PH/PZ-SL SET S-VDE</td> <td style="text-align: right;">1212701</td> </tr> <tr> <td>Tool box</td> <td>TOOL-WRAP EMPTY</td> <td style="text-align: right;">1212501</td> </tr> </table>		Crimping tool	CRIMPFOX CENTRUS 6H	1213146	Cutting tool	CUTFOX 18	1212129	Stripping tool	WIREFOX 10	1212150	Stripping tool	WIREFOX 16-1	1212157	Stripping tool	WIREFOX-D 40	1212161	Tool set	SF-SL/PH/PZ-SL SET S-VDE	1212701	Tool box	TOOL-WRAP EMPTY	1212501																	
Crimping tool	CRIMPFOX CENTRUS 6H	1213146																																							
Cutting tool	CUTFOX 18	1212129																																							
Stripping tool	WIREFOX 10	1212150																																							
Stripping tool	WIREFOX 16-1	1212157																																							
Stripping tool	WIREFOX-D 40	1212161																																							
Tool set	SF-SL/PH/PZ-SL SET S-VDE	1212701																																							
Tool box	TOOL-WRAP EMPTY	1212501																																							
	<b>Information</b>																																								
	Type	Item no.	TOOL-BELTPOUCH <span style="float: right;">1212506</span>																																						
	Contents	<p>Tool belt pouch, equipped with: cable cutter, diagonal cutter, stripping tool, combination pliers, control cabinet key, screwdriver, slit: 0.5x3.0/1.0x4.0/1.0x5.5 Phillips: PH1/PH2, voltage tester, blades, tape measure</p> <table border="0"> <tr> <td>Cutting tool</td> <td>CUTFOX-S VDE</td> <td style="text-align: right;">1212207</td> </tr> <tr> <td>Cutting tool</td> <td>CUTFOX 18</td> <td style="text-align: right;">1212129</td> </tr> <tr> <td>Stripping tool</td> <td>WIREFOX-D 13</td> <td style="text-align: right;">1212162</td> </tr> <tr> <td>Universal tool</td> <td>UNIFOX-CE VDE</td> <td style="text-align: right;">1212203</td> </tr> <tr> <td>Universal tool</td> <td>USS 4</td> <td style="text-align: right;">1203149</td> </tr> <tr> <td>Screwdriver tool</td> <td>SZS 0,5X3,0 VDE</td> <td style="text-align: right;">1207404</td> </tr> <tr> <td>Screwdriver tool</td> <td>SZS 1.0X4.0 VDE</td> <td style="text-align: right;">1205066</td> </tr> <tr> <td>Screwdriver tool</td> <td>SZS 1,0X5,5 VDE</td> <td style="text-align: right;">1209114</td> </tr> <tr> <td>Screwdriver tool</td> <td>SZK PH1 VDE</td> <td style="text-align: right;">1205150</td> </tr> <tr> <td>Screwdriver tool</td> <td>SZK PH2 VDE</td> <td style="text-align: right;">1205163</td> </tr> <tr> <td>Measuring tool</td> <td>DUSPOL EXPERT</td> <td style="text-align: right;">1209091</td> </tr> <tr> <td>Tool box</td> <td>TOOL-BELTPOUCH EMPTY</td> <td style="text-align: right;">1212502</td> </tr> <tr> <td>Measuring tool</td> <td>MEASURING TAPE 5M I/M</td> <td style="text-align: right;">1200304</td> </tr> </table>		Cutting tool	CUTFOX-S VDE	1212207	Cutting tool	CUTFOX 18	1212129	Stripping tool	WIREFOX-D 13	1212162	Universal tool	UNIFOX-CE VDE	1212203	Universal tool	USS 4	1203149	Screwdriver tool	SZS 0,5X3,0 VDE	1207404	Screwdriver tool	SZS 1.0X4.0 VDE	1205066	Screwdriver tool	SZS 1,0X5,5 VDE	1209114	Screwdriver tool	SZK PH1 VDE	1205150	Screwdriver tool	SZK PH2 VDE	1205163	Measuring tool	DUSPOL EXPERT	1209091	Tool box	TOOL-BELTPOUCH EMPTY	1212502	Measuring tool	MEASURING TAPE 5M I/M
Cutting tool	CUTFOX-S VDE	1212207																																							
Cutting tool	CUTFOX 18	1212129																																							
Stripping tool	WIREFOX-D 13	1212162																																							
Universal tool	UNIFOX-CE VDE	1212203																																							
Universal tool	USS 4	1203149																																							
Screwdriver tool	SZS 0,5X3,0 VDE	1207404																																							
Screwdriver tool	SZS 1.0X4.0 VDE	1205066																																							
Screwdriver tool	SZS 1,0X5,5 VDE	1209114																																							
Screwdriver tool	SZK PH1 VDE	1205150																																							
Screwdriver tool	SZK PH2 VDE	1205163																																							
Measuring tool	DUSPOL EXPERT	1209091																																							
Tool box	TOOL-BELTPOUCH EMPTY	1212502																																							
Measuring tool	MEASURING TAPE 5M I/M	1200304																																							


# Tool sets

Tool sets			
	Information		
	Type	Item no.	TOOL-CARRIER <span style="float: right;">1212503</span>
Contents	<p>Toolbag, equipped with: cable cutter, diagonal cutter, stripping pliers, NYM stripping tool, stripping tool for removing sheath, crimping pliers, crimping die for ferrules, combination, needle-nose, and water pump pliers, VDE screwdriver, slotted: 0.4 x 2.5/0.5 x 3.0/1.0 x 4.0/1.0 x 6.5, Phillips: PH0/PH1/PH2, voltage tester, control cabinet key, knife, tape measure</p>		
	Cutting tool	CUTFOX-S VDE	1212207
	Cutting tool	CUTFOX 18	1212129
	Stripping tool	WIREFOX 10 VDE	1212366
	Stripping tool	WIREFOX-D 13	1212162
	Stripping tool	WIREFOX-D 28	1212174
	Crimping tool	CRIMPFOX-M	1212072
	Die	CRIMPFOX-M 10/DIE	1212080
	Universal tool	UNIFOX-CE VDE	1212203
	Universal tool	UNIFOX-P VDE	1212204
	Universal tool	UNIFOX-WP	1212365
	Screwdriver tool	SZS 0,4X2,5 VDE	1205037
	Screwdriver tool	SZS 0,5X3,0 VDE	1207404
	Screwdriver tool	SZS 1,0X4,0 VDE	1205066
	Screwdriver tool	SZS 1,0X6,5 VDE	1205079
	Screwdriver tool	SZK PH0 VDE	1205147
	Screwdriver tool	SZK PH1 VDE	1205150
	Screwdriver tool	SZK PH2 VDE	1205163
	Measuring tool	DUSPOL EXPERT	1209091
	Universal tool	USS 4	1203149
Tool box	TOOL-CARRIER EMPTY	1212499	
Measuring tool	MEASURING TAPE 5M I/M	1200304	
	Information		
	Type	Item no.	TOOL BAG <span style="float: right;">1212504</span>
Contents	<p>Toolbag, with laptop and document compartment, equipped with: cable cutter, diagonal cutter, stripping pliers, stripping tool, crimping tool set, combination-, needle-nose-, water pump pliers, VDE screwdriver slotted: 0.4 x 2.5/0.5 x 3.0/1.0 x 4.0/1.0 x 6.5, Phillips: PH0/PH1/PH2, control cabinet key, voltage tester, ferrule box, knife, measuring tape, toolbag</p>		
	Cutting tool	CUTFOX 25 VDE	1212127
	Cutting tool	CUTFOX-S VDE	1212207
	Stripping tool	WIREFOX 10	1212150
	Stripping tool	WIREFOX-D 40	1212161
	Tool set	CRIMPFOX-M SET	1212093
	Universal tool	UNIFOX-C VDE	1212202
	Universal tool	UNIFOX-P VDE	1212204
	Universal tool	UNIFOX-WP	1212365
	Screwdriver tool	SZS 0,4X2,5 VDE	1205037
	Screwdriver tool	SZS 0,5X3,0 VDE	1207404
	Screwdriver tool	SZS 1,0X4,0 VDE	1205066
	Screwdriver tool	SZS 1,0X6,5 VDE	1205079
	Screwdriver tool	SZK PH0 VDE	1205147
	Screwdriver tool	SZK PH1 VDE	1205150
	Screwdriver tool	SZK PH2 VDE	1205163
	Measuring tool	DUSPOL EXPERT	1209091
	Universal tool	USS 4	1203149
	Assortment box	AI SORTI BOX RD	3202960
	Tool box	TOOL-BAG EMPTY	1212500
Measuring tool	MEASURING TAPE 5M I/M	1200304	

# Tool sets

1  
2  
3  
4

Tool sets and toolbags

Tool sets				
Information				
Type	Item no.	TOOL-CASE	1212629	
	Contents	<p>Tool case, lockable, with adjustable strap, equipped with: cable cutter, diagonal cutter, micro cutter, stripping and sheath removal tools, crimping tool set, combination, needle-nose, and water pump pliers, VDE bladed and Phillips screwdrivers, control cabinet key, voltage tester, ferrule box, blades, tape measure, continuity tester, marking tool, ring and open-end wrench set, adjustable wrench, T-handle Allen key, safety glasses, hammer, 47-piece ratchet socket wrench set, 1/4"</p>		
		Cutting tool	CUTFOX 12	1212128
		Cutting tool	CUTFOX-S VDE	1212207
		Electronics pliers	MICROFOX-SB	1212489
		Stripping tool	WIREFOX 10	1212150
		Stripping tool	WIREFOX-D 13	1212162
		Stripping tool	WIREFOX-D 28	1212174
		Stripping tool	WIREFOX-D 11	1212160
		Tool set	CRIMPFOX-M SET	1212093
		Die	CRIMPFOX-M RCI 6/DIE	1212073
		Universal tool	UNIFOX-C VDE	1212202
		Universal tool	UNIFOX-P VDE	1212204
		Universal tool	UNIFOX-WP	1212365
		Screwdriver tool	SZS 0,4X2,5 VDE	1205037
		Screwdriver tool	SZS 0,5X3,0 VDE	1207404
		Screwdriver tool	SZS 1,0X4,0 VDE	1205066
		Screwdriver tool	SZS 1,0X6,5 VDE	1205079
		Screwdriver tool	SZK PH0 VDE	1205147
		Screwdriver tool	SZK PH1 VDE	1205150
		Screwdriver tool	SZK PH2 VDE	1205163
		Measuring tool	DUSPOL EXPERT	1209091
		Universal tool	USS 4	1203149
		Assortment box	AI SORTI BOX RD	3202960
		Assortment box	AI-TWIN SORTI BOX BU	3202986
		Tool box	TOOL-CASE EMPTY	1212628
		Socket wrench	SF-THEX 2,5-100	1212638
		Socket wrench	SF-THEX 3-100	1212639
Socket wrench	SF-THEX 4-150	1212640		
Socket wrench	SF-THEX 5-150	1212641		
Tool set	SF-SOCKET SET 47	1200292		
Measuring tool	MEASURING TAPE 5M I/M	1200304		

# Automatic tools

3

## Precision and speed

Our range of tools features automatic tools for cutting, stripping, and crimping for the fast and precise processing of conductors and cables. Increase your wire processing efficiency with our automatic tools by automating these three substeps. The combination of functionality, quality, and fast setup times enables high levels of flexibility while ensuring high-quality results every time.



### Automatic cutting devices

Cut rigid and flexible conductors and cables up to 10 mm<sup>2</sup> and 8 mm diameter to length with millimeter precision. When there is a change in material, the automatic cutting device automatically adapts to the newly inserted diameters.

> More information starting on page 90

### Automatic stripping devices

Strip various types of conductors reliably and with repeat accuracy. The compact automatic stripping devices can be used to automatically strip wires with a cross-section of up to 10 mm<sup>2</sup>, and also provide the option of partial stripping.

> More information starting on page 92

### Automatic crimping devices

Process cable lugs, slip-on sleeves, and ferrules in the shortest time. The dies can be replaced quickly and easily, which makes the automatic crimping device ideal for processing a wide range of contact connection types up to 50 mm<sup>2</sup>.

> More information starting on page 96



## E.FOX S 10 automatic stripping device

With the E.FOX S 10 electric automatic stripping device, you can process wires with different insulations and in the cross-section range of 0.08 to 10 mm<sup>2</sup> easily and efficiently. The compact automatic stripping device can be integrated into and controlled via worker assistance systems. The touch display makes operation intuitive. Set favorites can be linked to a barcode and accessed using a handheld scanner.



### Automatic stripping and crimping devices

Two functions in one device: process wires quickly and reliably in just one step with our automatic stripping and crimping devices.

➤ More information starting on page 100

### Portable automatic stripping and crimping device

With the compact and portable automatic stripping and crimping device, it takes just two seconds to assemble the wires.

➤ More information starting on page 104

Automatic tools

## Automatic cutting devices


The CUTFOX 10 automatic cutting device can be used to cut conductors and cables up to 10 mm<sup>2</sup> and 8 mm in diameter to length with millimeter precision. The CUTFOX 10 automatically adapts to the diameter when there is a change in material. Enter the length and number of cuts via the user-friendly display. The automatic cutting device can be optimally integrated into the clipx WIRE assist worker assistance system and automatically controlled with the software.



### Your advantages

- ✓ Intuitive operation via the display and numerical keys
- ✓ Easy commissioning with plug-and-play
- ✓ Automatic diameter adjustment with the spring system
- ✓ Quick change of material

# Automatic cutting devices

CUTFOX 10 automatic cutting device				
	Information		Properties	
	Type	Item no.	CUTFOX 10 <a href="#">1206829</a>	<ul style="list-style-type: none"> <li>• Cutting of conductors, cables, and similar profiles</li> <li>• Quick change of material</li> <li>• Automatic zero cut after change of material</li> <li>• Operation via keypad and display</li> <li>• Automatic diameter adjustment</li> <li>• Interface for integration into the clipx WIRE assist worker assistance system</li> </ul>
	Conductor cross-section, flexible		0.08 mm <sup>2</sup> ... 10 mm <sup>2</sup> AWG 28 ... 8	
	Conductor cross-section rigid		0.08 mm <sup>2</sup> ... 2.5 mm <sup>2</sup>	
	Max. conductor diameter		≤8.00 mm	
	Cross-section setting		Automatic	
	Max. number of cuts		9999	
	Cutting length		2 mm ... 999999 mm	
	Unit of measurement		mm/inch	
	Feed rate		0.5 m/s	
	Dimensions (L x W x H)		301 mm x 194 mm x 228 mm	
	Weight		11 kg	
	Power consumption		150 VA	
	Supply voltage		100 V ... 240 V (50 Hz ... 60 Hz)	

Accessories		
Type	Item no.	Description
CF-10 CUTTER KNIFE SET	<a href="#">1207284</a>	Replacement blade
CUTFOX 10 C-UN	<a href="#">1208393</a>	Cable unwinder
CF-10 CUTTER KNIFE SET	<a href="#">1207284</a>	Replacement blade
CF-10 WHEEL SET	<a href="#">1207271</a>	Replacement drive rollers
CF-10 WHEEL SET PU	<a href="#">1200098</a>	Drive rollers with PU tread, for sensitive cables/conductors
CF-10 WHEEL SET STEEL	<a href="#">1200099</a>	Drive rollers with finely knurled steel tread, for very hard insulation


## Useful addition

Keep cable rings and cable reels under control with the CUTFOX 10 C-UN cable unwinder (item no. [1208393](#)). Twisted material and the inadvertent unwinding of conductors are now a thing of the past with this accessory. The material can therefore be fed in without any disruptions and under constant tension.



## Automatic stripping devices

With the compact automatic stripping devices, you can process different wire types easily in a matter of seconds. The automatic stripping devices can be used to automatically strip wires with a cross-section of up to 10 mm<sup>2</sup>, and also provide the option of partial stripping. The touch display and knobs make parameter adjustment intuitive. Wires can be fed in very quickly and precisely, from the front as well as from above.



### Your advantages

- ✓ Time savings due to short cycle times
- ✓ Intuitive setting of stripping parameters
- ✓ A wide range of possible applications due to V-shaped blades with large cross-section range for diverse wire types
- ✓ Consistently high level of quality with stripping processes with repeat accuracy

## Efficient and smart

1  
2  
3  
4

Automatic tools

### Optimize your wire preparation with the E.FOX S 10

With the E.FOX S 10 electric automatic stripping device, you can process wires with different cross-sections and types of insulation easily and efficiently. The compact automatic stripping device can be integrated into and controlled via worker assistance systems. Control via the clipx WIRE assist worker assistance software means that manufacturing data can be used consistently. This enables convenient and process-reliable wire preparation. Selecting favorites via a barcode scanner also provides fast access to the desired stripping parameters without the need for time-consuming settings.



#### Time savings

The short cycle time of 0.3 s and parameter adjustment via electric drives ensure fast stripping processes with repeat accuracy. The insertion area can be accessed from the front and from above and is also illuminated. Wires are thus fed in very quickly and precisely.



#### A wide range of possible applications

Special V-shaped blades that cover the entire cross-section range from 0.08 to 10 mm<sup>2</sup>/28 to 8 AWG offer a wide range of possible applications. Individual requirements are met by using additional flat blades and customer-specific shaped blades. The compact automatic stripping device enables a high degree of flexibility for working in different locations.



#### Easy operation

The tilted 5" touch display makes it easier to read and operate the device when seated or standing. The use of icons and the visualization of the stripping parameters facilitates intuitive use. The E.FOX S 10 thus provides impressive time savings right from the outset.

# Automatic stripping devices

## E.FOX S 10 automatic stripping device



Information		Properties	
Type	Item no.	E.FOX S 10 (EF)	1554299
Conductor cross-section, flexible		0.08 mm <sup>2</sup> ... 10 mm <sup>2</sup> AWG 28 ... 8	
Stripping length		2 mm ... 20 mm	
Partial stripping length		1 mm ... 20 mm	
Min. insertion length		15 mm	
Working cycle		0.3 s	
Dimensions (L x W x H)		372 mm x 155 mm x 257 mm	
Weight		10 kg	
Power consumption		150 VA	
Supply voltage		100 V AC ... 240 V AC (50 Hz ... 60 Hz)	
Connector type		Pin connector pattern type E, F	

- Intuitive operation via 5" touch screen
- Storage of up to 100 favorites
- Control possible via clipx WIRE assist software
- Tool for changing the blade inside the housing
- Additional special blades available on request
- Standard V-blades for the entire cross-section range
- Integrated counter that can be reset
- Inserting the litz wires from above and the front
- Automatically setting clamping force
- Carrying handle for changing workstations

### Versions

Type	Item no.	Description
E.FOX S 10 (B)	1554298	Automatic stripping device with power cable, mating face type B
E.FOX S 10 (G)	1554297	Automatic stripping device with power cable, mating face type G
E.FOX S 10 (I)	1554295	Automatic stripping device with power cable, mating face type I
E.FOX S 10 (L)	1554277	Automatic stripping device with power cable, mating face type L

### Accessories

Type	Item no.	Description
E.FOX S 10/CJ	1457327	Retaining jaws
E.FOX S 10/SB	1457330	Replacement blade
E.FOX S 10/SB-F	1554155	Flat blade for flat cables

# Automatic stripping devices

1

2

3

4

Automatic tools

## Stripping machine WF 1000



- Continuous adjustment of diameter, stripping length, and pull-off length
- Standard V-blades for the entire cross-section range
- Integrated counter that can be reset
- Inserting the litz wires from above and the front
- Automatically setting clamping force
- Carrying handle for changing workstations

Type	WF 1000	WF 1000 120V
Item no.	<a href="#">1212149</a>	<a href="#">1212258</a>
Conductor cross-section, flexible	0.08 mm <sup>2</sup> ... 6 mm <sup>2</sup> AWG 28 ... 10	
Stripping length	2 mm ... 20 mm	
Partial stripping length	2 mm ... 20 mm	
Min. insertion length	15 mm	
Working cycle	0.3 s	
Dimensions (L x W x H)	363 mm x 141 mm x 221 mm	
Weight	9.5 kg	
Power consumption	160 VA	
Supply voltage	230 V (50 Hz)	120 V (60 Hz)
Connector type	Pin connector pattern type E, F	Pin connector pattern type B

## Accessories

Type	Item no.	Description
WF 1000/SB	<a href="#">1212279</a>	Replacement blade

Automatic tools

## Automatic crimping devices

The universal and portable CF 500 automatic crimping device is characterized by its high pressing capacity in a compact design. With the easy and fast replacement of various die inserts, it is suitable for processing a variety of contact types up to 50 mm<sup>2</sup> and offers a high degree of flexibility. The crimping process is triggered by a foot pedal. As such, both hands are free to assemble the conductor using the corresponding contacts.



### Your advantages

- ✓ Intuitive operation
- ✓ Easy commissioning with plug-and-play
- ✓ Maximum flexibility with interchangeable dies
- ✓ Easy triggering of the crimping process by means of a foot pedal



# Automatic crimping devices

1

2

3

4

Automatic tools

## Automatic crimping device CF 500



- Variable opening angle
- Easy die changing
- Integrated counter that can be reset
- Two-step operation for clamping the contact
- Carrying handle for changing workstations
- Triggering of the crimping process by the foot pedal

Type	CF 500-230V	CF 500-120V
Item no.	1208348 <sup>1)</sup>	1208351 <sup>1)</sup>
Crimping pressure	10 kN	
Working cycle	1 s	
Dimensions (L x W x H)	220 mm x 140 mm x 320 mm	
Weight	10 kg	
Power consumption	160 W	
Supply voltage	230 V (50 Hz)	120 V (60 Hz)
Connector type	Pin connector pattern type E, F	Pin connector pattern type B

<sup>1)</sup> Approved connection in accordance with UL 486F with marked Phoenix Contact ferrules

# Automatic crimping device accessories

## CF 500 dies



Type	Item no.	Connector	Crimp	Cross-section range		Cover	Description
				mm <sup>2</sup>	AWG		
CF 500/DIE AI 6	1212238			0.08 ... 6	28 ... 10	1212254 CF 500/COV AI 6	
CF 500/DIE AI 25	1212239			10 ... 25	8 ... 4	1212250 CF 500/COV	
CF 500/DIE AI 50	1212261			35 ... 50	2 ... 1/0	1212250 CF 500/COV	
CF 500/DIE AI-TWIN 10	1212262			4 ... 10	12 ... 8	1212266 CF 500/COV AI TWIN	
CF 500/DIE AI-TWIN 16	1200299			6 ... 16	10 ... 6	1212250 CF 500/COV	
CF 500/DIE FBS	1212461					1212462 CF 500/COV FBS	For separating individual bridge bars from FBS... plug-in bridges
CF 500/DIE RC 10	1212244			0.5 ... 10	20 ... 8	1212252 CF 500/COV RC 10	
CF 500/DIE RC 16	1212257			16	6	1212250 CF 500/COV	
CF 500/DIE RCI 1,5	1212263			0.14 ... 1.5	26 ... 18	1212255 CF 500/COV RCI	
CF 500/DIE RCI 6	1212240			0.5 ... 6	20 ... 10	1212255 CF 500/COV RCI	Symmetrical crimping shape
CF 500/DIE RCI 6-1	1212691					1212255 CF 500/COV RCI	Asymmetrical crimping shape
CF 500/DIE RCT 10-1	1212245			4 ... 10	12 ... 8	1212252 CF 500/COV RC 10	Outside/inside Ø (mm): 4 mm <sup>2</sup> : 5/3; 6 mm <sup>2</sup> : 6.5/3.8; 10 mm <sup>2</sup> : 7/4.5
CF 500/DIE RCT 10-2	1212246					1212252 CF 500/COV RC 10	Outside/inside Ø (mm): 4 mm <sup>2</sup> : 5/3; 6 mm <sup>2</sup> : 5.5/3.8; 10 mm <sup>2</sup> : 6/4.5
CF 500/DIE RCT 10-3	1212256					1212252 CF 500/COV RC 10	Outside/inside Ø (mm): 4 mm <sup>2</sup> : 5/3; 6 mm <sup>2</sup> : 6/4; 10 mm <sup>2</sup> : 8/5
CF 500/DIE RCT 4	1212243			0.1 ... 4	26 ... 12	1212253 CF 500/COV RCT 4	
CF 500/DIE SC 1,5	1212241			0.1 ... 1.5	26 ... 16	1212251 CF 500/COV SC	
CF 500/DIE SC 6	1212242			0.5 ... 6	20 ... 10	1212251 CF 500/COV SC	
CF 500/DIE SR 6-2	1212692			2.5 ... 6	14 ... 10	1212255 CF 500/COV RCI	For MC 4 solar contacts
CF 500/DIE TC HC 10	1324137			6 ... 10	10 ... 8	1212250 CF 500/COV	For CK 4,0-ED... contacts
CF 500/DIE TC HC 4	1324132			0.14 ... 4	26 ... 12	1212255 CF 500/COV RCI	For CK 1,6-ED..., CK 2,5-ED..., CK 4,0-ED... contacts

# Automatic crimping device accessories

1

2

3

4

Automatic tools

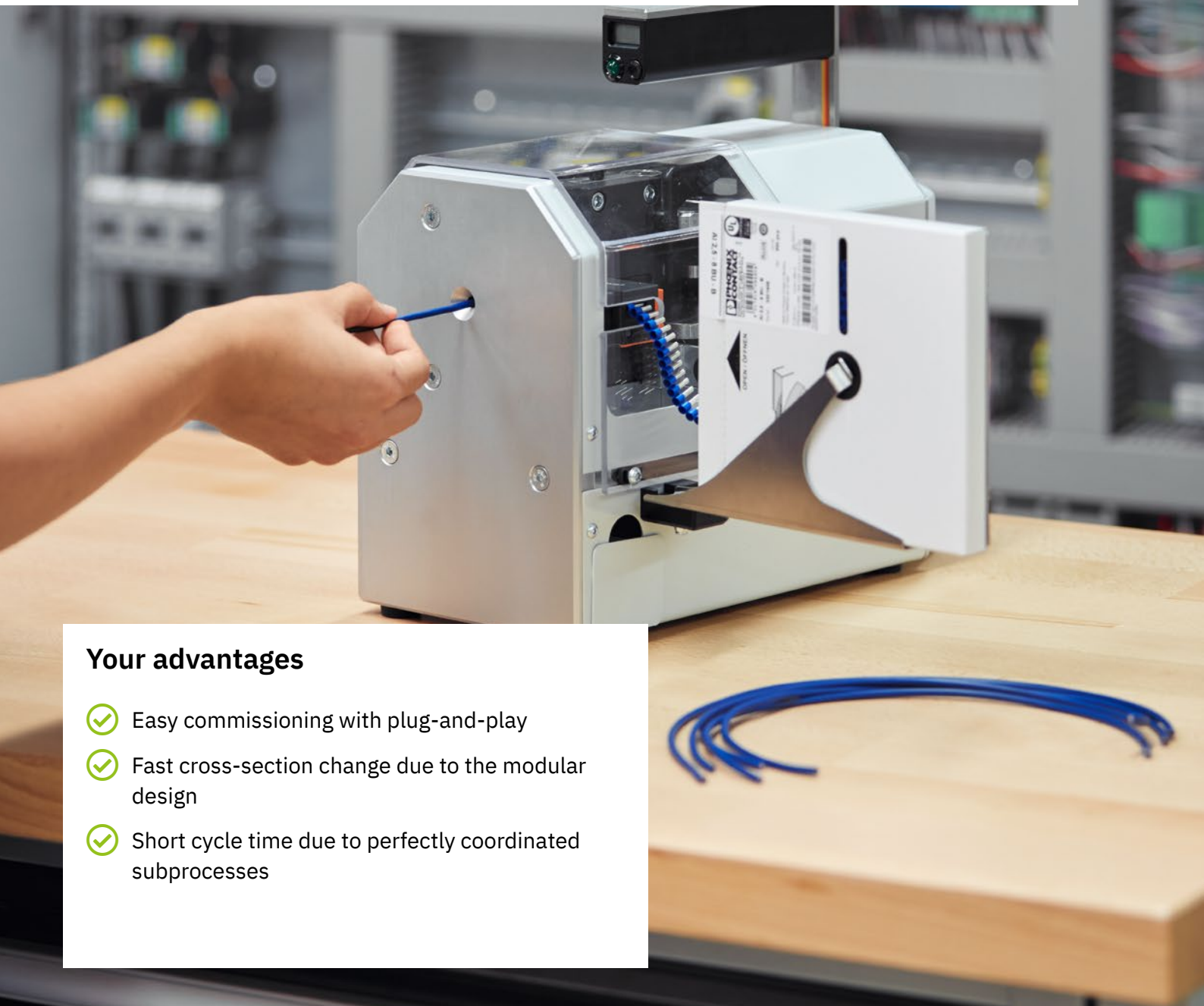
## CF 500 locator



Type	Item no.	Connector	Crimp	Cross-section range		Die	Description
				mm <sup>2</sup>	AWG		
CF 500/LOC SCF 2,8/1,5	<a href="#">1212249</a>			0.1 ... 1.5	26 ... 16	<a href="#">1212241</a> CF 500/ DIE SC 1,5	For slip-on sleeve 2.8x0.8 mm, length: 5 mm
CF 500/LOC SCF 4,8/2,5	<a href="#">1212248</a>			0.5 ... 2.5	20 ... 14	<a href="#">1212241</a> CF 500/ DIE SC 1,5	For slip-on sleeve 4.8 x 0.8 mm
CF 500/LOC SCF 6,3/6	<a href="#">1212247</a>			0.5 ... 6	20 ... 10	<a href="#">1212242</a> CF 500/ DIE SC 6	For slip-on sleeve 6.3 x 0.8 mm
CF 500/LOC SCM 6,3/2,5	<a href="#">1212264</a>			0.5 ... 2.5	20 ... 14	<a href="#">1212242</a> CF 500/ DIE SC 6	For spade connector 6.3 x 0.8 mm
CF 500/LOC SCM 6,3/6	<a href="#">1212265</a>			1.5 ... 6	16 ... 10	<a href="#">1212242</a> CF 500/ DIE SC 6	For spade connector 6.3 x 0.8 mm

## Automatic stripping and crimping devices

Two functions in one device: process wires quickly and reliably in just one step with our automatic stripping and crimping devices. Devices are available for processing single ferrules as well as ferrules supplied as a taped product. With their modular design, the stripping and crimping machines can be quickly converted to different cross-sections.



### Your advantages

- ✓ Easy commissioning with plug-and-play
- ✓ Fast cross-section change due to the modular design
- ✓ Short cycle time due to perfectly coordinated subprocesses

# Automatic stripping and crimping devices

1

2

3



4

Automatic tools

## CF 3000 automatic stripping and crimping device



- Tool-free conversion
- Color-coded conversion kits
- Integrated counter that can be reset
- Processing of taped ferrules
- Including case with conversion kits 0.5 mm<sup>2</sup> ... 2.5 mm<sup>2</sup>
- Suitable for class 2 and class 5 standard PVC conductors (H05V-K/H07V-K). Other conductor and insulation types can be processed to a limited extent
- Carrying handle for changing workstations

Type	CF 3000-2,5	CF 3000-2,5 120V
Item no.	1205477 <sup>1)</sup>	1205516 <sup>1)</sup>
Connector		
Crimp		
Crimp length	8 mm	
Conductor cross-section, flexible	0.25 mm <sup>2</sup> ... 2.5 mm <sup>2</sup> AWG 24 ... 14	
Min. insertion length	49 mm	
Working cycle	1.2 s	
Dimensions (L x W x H)	320 mm x 165 mm x 300 mm	
Weight	12 kg	
Power consumption	80 W	
Supply voltage	230 V AC (50 Hz)	120 V (60 Hz)
Connector type	Pin connector pattern type E, F	Pin connector pattern type B

### Accessories

Type	Item no.	Description
CF 3000-TOOLKIT 0,25	1212376	Extension kit, 0.25/0.34 mm <sup>2</sup>
CF 3000 AM 0,5	1205587	Replacement blade, 0.5 mm <sup>2</sup>
CF 3000 AM 0,75	1205590	Replacement blade, 0.75 mm <sup>2</sup>
CF 3000 AM 1,0	1205600	Replacement blade, 1.0 mm <sup>2</sup>
CF 3000 AM 1,5	1205613	Replacement blade, 1.5 mm <sup>2</sup>
CF 3000 AM 2,5	1205626	Replacement blade, 2.5 mm <sup>2</sup>
CF 3000 AB 0,25	1212380	Replacement blade, 0.25 mm <sup>2</sup> , adjustable
CF 3000 AB 0,5	1207886	Replacement blade, 0.5 mm <sup>2</sup> , adjustable
CF 3000 AB 0,75	1207899	Replacement blade, 0.75 mm <sup>2</sup> , adjustable
CF 3000 AB 1,0	1207909	Replacement blade, 1.0 mm <sup>2</sup> , adjustable
CF 3000 AB 1,5	1207912	Replacement blade, 1.5 mm <sup>2</sup> , adjustable
CF 3000 AB 2,5	1207925	Replacement blade, 2.5 mm <sup>2</sup> , adjustable

### Accessories

Type	Item no.	Description
CF 3000 LOC 0,25	1212377	Replacement locator, 0.25 mm <sup>2</sup>
CF 3000 LOC 0,5	1205639	Replacement locator, 0.5 mm <sup>2</sup>
CF 3000 LOC 0,75	1205642	Replacement locator, 0.75 mm <sup>2</sup>
CF 3000 LOC 1,0	1205655	Replacement locator, 1.0 mm <sup>2</sup>
CF 3000 LOC 1,5	1205668	Replacement locator, 1.5 mm <sup>2</sup>
CF 3000 LOC 2,5	1205671	Replacement locator, 2.5 mm <sup>2</sup>

<sup>1)</sup> Approved connection in accordance with UL 486F with marked Phoenix Contact ferrules

# Automatic stripping and crimping devices

## CF 1000-1.5 automatic stripping and crimping device



Information		Properties	
Type	Item no.	CF 1000-1,5	1208199 <sup>1)</sup>
Connector			
Crimp			
Max. crimp length		12 mm	
Conductor cross-section, flexible		0.25 mm <sup>2</sup> ... 4 mm <sup>2</sup> AWG 24 ... 12	
Min. insertion length		32 mm	
Working cycle		1.2 s	
Dimensions (L x W x H)		550 mm x 250 mm x 412 mm	
Weight		29 kg	
Power consumption		70 W	
Supply voltage		100 V AC ... 240 V AC (50 Hz ... 60 Hz)	
Air consumption per compression		1.2 l	
Compressed air connection		5.0 bar ... 6.00 bar	
Note		Including conversion kits 0.5 mm <sup>2</sup> ... 1.5 mm <sup>2</sup>	

- Reduction of cycle time to 0.8 s possible in speed-up mode
- Including conversion kits 0.5 mm<sup>2</sup> ... 1.5 mm<sup>2</sup>
- Tool for conversion inside the housing
- Additional mode for stripping the conductor only
- Processing of loose ferrules with insulating collar
- Ferrules with enlarged insulating collar (AI-GB ...) can be processed with additional conversion kits
- Integrated forward and reverse counter that can be reset




## CF 1000-1,5 conversion kit







Type	Item no.	Max. crimp length	Connector	Crimp	Cross-section range	
					mm <sup>2</sup>	AWG
CF 1000-TOOLKIT 0,34/6-8	1208226	8 mm			0.25 ... 0.34	24 ... 22
CF 1000-TOOLKIT 2,5/6-12	1208242	12 mm			2.5	14
CF 1000-TOOLKIT 4.0/10	1208271	10 mm			4	12

## CF 1000-1,5 accessories

Type	Item no.	Description
CF 1000 EM	1205215	Replacement blade, 0.25 mm <sup>2</sup> ... 2.5 mm <sup>2</sup>
CF 1000 EM4.0	1212663	Replacement blade, 4 mm <sup>2</sup>
CF 1000 LOC0,5 GB	1212907	Locator für AI ... GB 0.5 mm <sup>2</sup>
CF 1000 LOC0,75 GB	1212908	Locator für AI ... GB 0.75 mm <sup>2</sup>
CF 1000 LOC1,0 GB	1212909	Locator für AI ... GB 1.0 mm <sup>2</sup>
CF 1000 LOC1,5 GB	1212910	Locator für AI ... GB 1.5 mm <sup>2</sup>
CF 1000 VEP1,5 GB	1206901	Separation plate, for AI ... GB, 0.5 ... 1.5 mm <sup>2</sup>

# Automatic stripping and crimping devices

CF 1000-10 automatic stripping and crimping device				
	Information		Properties	
	Type	Item no.	CF 1000-10 <a href="#">1212456</a> <sup>1)</sup>	<ul style="list-style-type: none"> <li>• Tool for conversion inside the housing</li> <li>• Additional mode for stripping the conductor only</li> <li>• Processing of loose ferrules with insulating collar</li> <li>• Ferrules with enlarged insulating collar (AI-GB ...) can be processed with additional conversion kits</li> <li>• Integrated forward and reverse counter that can be reset</li> </ul>
	Connector			
	Crimp			
	Max. crimp length		12 mm	
	Conductor cross-section, flexible		4 mm <sup>2</sup> ... 10 mm <sup>2</sup> AWG 12 ... 8	
	Min. insertion length		40 mm	
	Working cycle		1.5 s	
	Dimensions (L x W x H)		550 mm x 250 mm x 412 mm	
	Weight		29 kg	
	Power consumption		70 W	
	Supply voltage		100 V AC ...240 V AC (50 Hz ...60 Hz)	
	Air consumption per compression		1.2 l	
	Compressed air connection		5.00 bar ... 6.00 bar	
	Note		Scope of supply without conversion kit	

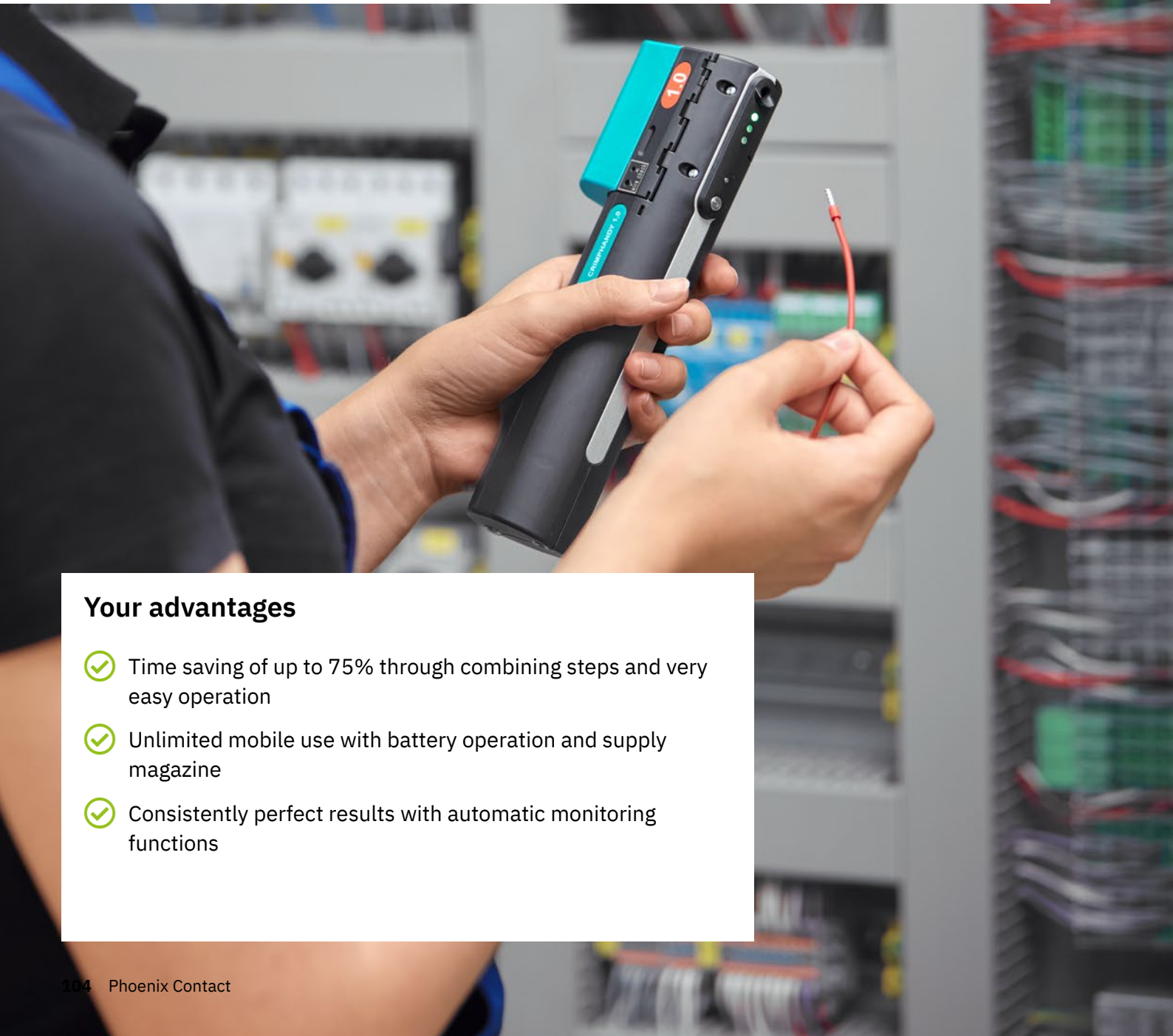
CF 1000-10 conversion kit						
Type	Item no.	Max. crimp length	Connector	Crimp	Cross-section range	
					mm <sup>2</sup>	AWG
CF 1000-10-TOOLKIT 4/10-12	<a href="#">1212458</a>	12 mm			4	12
CF 1000-10-TOOLKIT 6/12	<a href="#">1212459</a>	12 mm			6	10
CF 1000-10-TOOLKIT 10/12	<a href="#">1212460</a>	12 mm			10	8

CF 1000-10 accessories		
Type	Item no.	Description
CF 1000 EM4.0	<a href="#">1212663</a>	Replacement blade, 4 mm <sup>2</sup>
CF 1000-10 EM6.0	<a href="#">1212664</a>	Replacement blade, 6 mm <sup>2</sup>
CF 1000-10 EM10	<a href="#">1212665</a>	Replacement blade, 10 mm <sup>2</sup>

<sup>1)</sup> Approved connection in accordance with UL 486F with marked Phoenix Contact ferrules

## Portable automatic stripping and crimping device

Process conductors in less than two seconds with the Crimphandy from Phoenix Contact. Our portable automatic stripping and crimping device revolutionizes classic conductor processing: just one tool, just one work step, and time savings of up to 75%. Automatic monitoring functions ensure consistently high-quality crimping results.



### Your advantages

- ✔ Time saving of up to 75% through combining steps and very easy operation
- ✔ Unlimited mobile use with battery operation and supply magazine
- ✔ Consistently perfect results with automatic monitoring functions



# Portable automatic stripping and crimping device

1

2

3

4

Automatic tools



## Easiest operation

The automated stripping and crimping function makes operating the device easier: Insert an unprocessed wire, strip and crimp it automatically – and you're done! The portable automatic stripping and crimping device continually indicates its operating state via color LEDs. There are only operating elements for switching the device on/off and resetting it.

## Optimum results

The portable automatic stripping and crimping device is equipped with capacitive sensor technology for detecting the cross-section of inserted wires. The device automatically detects if a wire does not fit, reliably preventing faulty crimping. The error is indicated via an LED.

## Mobile use

The portable automatic stripping and crimping device has a powerful, easy-to-replace lithium-ion polymer battery for up to 3,000 crimping operations. This means that the portable handheld device is ready to use for several days. The fast charger charges the battery to full capacity in just one hour.



## Uninterrupted work

The portable automatic stripping and crimping device has an integrated magazine for ferrules in strip form. The automatic feed allows multiple wires to be crimped one after another without interruption.













## Clean working environment

The portable automatic stripping and crimping device has a lightweight, removable collecting chamber for waste insulation. This guarantees a clean working environment. It allows the device to be used inside a control cabinet.

## Easy wire cutting

The CRIMPHANDY CUTTER lets you cut conductors to the right length correctly and easily. Mounting the practical cutter is quick and easy.

# Portable automatic stripping and crimping device


CRIMPHANDY				
				
<b>Type</b>	CF CRIMPHANDY 0,5	CF CRIMPHANDY 0,75	CF CRIMPHANDY 1,0	CF CRIMPHANDY 1,5
Item no.	<a href="#">1212463</a> <sup>1)</sup>	<a href="#">1212464</a> <sup>1)</sup>	<a href="#">1212465</a> <sup>1)</sup>	<a href="#">1212466</a> <sup>1)</sup>
Cross-section	0.5 mm <sup>2</sup>	0.75 mm <sup>2</sup>	1 mm <sup>2</sup>	1.5 mm <sup>2</sup>
Conductor diameter	1.7 mm ... 2.4 mm	1.9 mm ... 2.6 mm	2 mm ... 2.7 mm	2.4 mm ... 3.1 mm
Conductor type	PVC H05V-K	PVC H05V-K	PVC H05V-K	PVC H07V-K
Minimum insertion length	32 mm	32 mm	32 mm	32 mm
Connector				
Crimp				
Dimensions (L x W x H)	205 mm x 43 mm x 70 mm	205 mm x 43 mm x 70 mm	205 mm x 43 mm x 70 mm	205 mm x 43 mm x 70 mm
Weight	430 g	430 g	430 g	430 g
Working cycle	2 s	2 s	2 s	2 s
Scope of supply	Mobile automatic stripping and crimping device, service tool, replacement part (waste guide plate), cutting tool (CUTFOX 12), on-tape ferrules			

## Accessories

You will find suitable accessories for the Crimphandy and for the crimping pliers in our online shop, including:

- Ferrules
- Replacement parts (e.g., piston, hose)
- Battery
- Charger
- Cutting unit
- Holder

An overview with the corresponding accessories is provided for each item.



*Cutting unit for the Crimphandy*

*Holder for the Crimphandy*

*Replacement die for crimping pliers*

<sup>1)</sup> Approved connection in accordance with UL 486F with marked Phoenix Contact ferrules

# Portable automatic stripping and crimping device

1

2

3

4

Automatic tools

## ZAP pneumatic crimping pliers



- Start the crimping cycle using the manual switch
- Duo press die for front and lateral conductor entry
- Eye for using a balancer
- 1 die nest
- Die width: 12 mm
- Insertion funnel allows for easy positioning
- Length 200 mm

Type	Item no.	Connector	Crimp	Cross-section range		Pressure range	Air consumption per compression
				mm <sup>2</sup>	AWG		
ZAP 25	1203110			0.25 ... 2.5	24 ... 14	4.00 bar ... 6.00 bar	0.2 l
ZAP 40	1212630			0.25 ... 4	24 ... 12	4.00 bar ... 6.00 bar	0.2 l
ZAP 100	1203259			4 ... 10	12 ... 8	4.00 bar ... 6.00 bar	0.2 l

## ZAP pneumatic crimping pliers (bench devices)



- Start the crimping cycle using a foot pedal
- Duo press die for front and lateral conductor entry
- 1 die nest
- Integrated part bins for ferrules
- Die width: 12 mm
- Insertion funnel allows for easy positioning
- Length 200 mm

Type	Item no.	Connector	Crimp	Cross-section range		Pressure range	Air consumption per compression
				mm <sup>2</sup>	AWG		
ZAP 25 T	1203123			0.25 ... 2.5	24 ... 14	4.00 bar ... 6.00 bar	0.2 l
ZAP 100 T	1203262			4 ... 10	12 ... 8	4.00 bar ... 6.00 bar	0.2 l

# Worker assistance system for wire preparation

## clipx WIRE assist worker assistance system

In industrial control cabinet building, processes still feature a large number of manual steps. There is still considerable potential in particular in wire preparation and processing. These time-consuming activities account for more than half of the time spent on control cabinet building. The clipx WIRE assist worker assistance system from Phoenix Contact is a “tool” for exploiting this potential as far as possible in terms of economy and efficiency.

The clipx WIRE assist worker assistance system enables efficient wire processing. The software-supported system guides users through the process of semi-automated conductor processing, automatically controls the relevant automatic tools and marking systems, and provides the necessary information based on CAE data.

➤ Further information is available at: [phoenixcontact.com/clipxwireassist](http://phoenixcontact.com/clipxwireassist)

### Marking systems


Use THERMOMARK E SERIES devices to print and install markings on conductors and cables in a single automated step.

### Automatic tools

The proven automatic tools, such as the CUTFOX 10 automatic cutting device, enable a significant increase in efficiency in combination with automatic control provided by the software.

### Wire supply

Depending on requirements, a wide range of different wires can be stocked and provided directly to the automatic cutting device.



### Worker assistance software

The worker assistance software automatically controls the devices and intuitively guides the user through the process of wire preparation with subsequent wiring.

### Height-adjustable workbench

The electrically height-adjustable worktop with pull-out drawers enables ergonomic workstation design. One advantage of this is the ability to switch between sitting and standing while working.

### Modular design

With the corresponding accessories, the required automatic tools and printing systems can be secured directly to the workbench. The height and orientation of the devices can be tailored to the user's personal needs.

### Mobile and flexible

Equipped with special industrial swivel casters with brakes, the clipx WIRE assist can be used wherever the work arises.

# Your advantages

## Process reliability and efficiency

The necessary wiring information for the software-supported completion of the processes is exported from standard ECAD systems. The information is fed into the clipx WIRE assist system. In addition, an integrated editor function also allows data to be compiled manually.

Based on this data, the worker assistance software guides the worker through the semi-automated conductor finishing process. At the same time, the system's devices are controlled directly and the necessary information for further processing and wiring is visually enhanced and automatically displayed on the monitor in an easy-to-follow format.



## Modularity

The modular design of the system gives the users the freedom to arrange their workstation as desired. To save space, automatic tools and printing systems can be attached directly to the worktop of the worker assistance system using the appropriate accessories. Guides are attached to the support arms and columns to hold additional accessories.

The devices can be positioned extremely flexibly in terms of height and orientation, and their positioning can be tailored to personal needs as well as the requirements of the task at hand.



## Ergonomics and mobility

The height-adjustable clipx WIRE assist workbench is designed to satisfy ergonomic requirements. One advantage of this is the ability to switch between sitting and standing while working and the system can also be adapted to the physical height of the worker and/or to the activity to be completed. Ideal positioning of the printing systems and automatic tools in the working area reduces the reaching distance, which is another ergonomic benefit.

The worker assistance system is mounted on four industrial-grade castors with brakes, making it very mobile. This means that the system can be used where the work needs to be performed, thus reducing unnecessary legwork.



# Ferrules and crimp connectors

## For secure and reliable connections

The product range from Phoenix Contact features a comprehensive range of ferrules and crimp connectors in different versions and for conductor cross-sections from 0.14 to 240 mm<sup>2</sup>. Used in conjunction with our hand tools and automatic tools, you can achieve optimum and reliable crimp connections.



### Ferrules

A comprehensive product range of uninsulated and insulated ferrules and TWIN ferrules in various versions and designs.

➤ More information starting on page 112



## Crimp connectors

A comprehensive product range of uninsulated and insulated connectors in various versions and designs.

➤ More information starting on page 130

## Ferrules

Ferrules are used in process-reliable conductor processing and wiring. They protect the conductors against splicing and make it easier to insert them in the clamping space. Process conductors professionally and safely with our high-quality ferrules – made in Germany. Our comprehensive product range comprising uninsulated and insulated ferrules in various versions and designs also meets the requirements of international standards.



UL-certified connection in combination with a selection of our crimping tools and automatic tools.



# Ferrules



## Ferrules without insulating collar

The ferrules without insulating collar are made from soft tin-plated electrolytic copper. The uninsulated sleeves are primarily used in confined environments. They protect the conductor and facilitate further processing.



## Ferrules with insulating collar

Ferrules with insulating collar protect against conductor splicing and facilitate insertion into the terminal shaft. They are made from soft tin-plated electrolytic copper. The conically shaped, Easy Entry insulating collar ensures easy and correct conductor insertion.



## Ferrules for two-wire connection

The insulated ferrules, also known as TWIN ferrules, are suitable for crimping two conductors in a practical way in just one ferrule. Among other things, chain bridges can be realized with this ferrule type.



## Ferrules with enlarged insulating collar

These specially designed ferrules are used for processing conductors with thicker insulation. Due to the increased diameter of the insulating collar, this type of ferrule is used in particular with AWG and Multinorm cables, as well as with UL, JIS, and short-circuit conductors.



## Taped and banded ferrules

The strips are used for processing the conductors with the multifunctional CRIMPFOX 4 IN 1 crimping pliers and the mobile CF CRIMPHANDY automatic stripping and crimping device. Ferrules supplied as a taped product are used in fully and partially automated production.

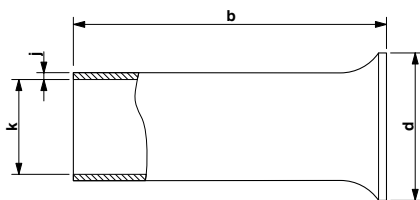


## Ferrule sets

Stripping and crimping sets, as well as various assortment boxes and cases, complete our ferrule portfolio. Our assortment boxes are available both empty and equipped with ferrules in various sizes and colors.

# Ferrules

## Ferrules without insulating collar



- UL certified
- Made from tin-plated electrolytic copper
- Design in accordance with DIN 46228-1 and UL 486F
- With "Easy Entry" (conical insertion area)
- Long-/short-term temperature: +105°C/+120°C

Type	Item no.	Cross-section range		b	j	k	Pcs./Pkt.
		mm <sup>2</sup>	AWG				
A 0,25- 5	3202465 <sup>1)2)</sup>	0.25	24	5	0.15	0.8	1000
A 0,25- 7	3202478 <sup>1)2)</sup>	0.25	24	7	0.15	0.8	1000
A 0,34- 5	2100140 <sup>1)2)</sup>	0.34	22	5	0.15	0.9	1000
A 0,34- 7	3009202 <sup>1)2)</sup>	0.34	22	7	0.15	0.9	1000
A 0,5- 6	3200218	0.5	20	6	0.15	1	1000
A 0,5- 8	3202481	0.5	20	8	0.15	1	1000
A 0,5- 10	3202494	0.5	20	10	0.15	1	1000
A 0,75- 6	3200221	0.75	18	6	0.15	1.2	1000
A 0,75- 8	3202504 <sup>1)3)</sup>	0.75	18	8	0.15	1.2	1000
A 0,75- 10	3200234	0.75	18	10	0.15	1.2	1000
A 0,75- 12	2100115 <sup>1)3)</sup>	0.75	18	12	0.15	1.2	1000
A 1 - 6	3200247	1	18	6	0.15	1.4	1000
A 1 - 7	2100093 <sup>1)3)</sup>	1	18	7	0.15	1.4	1000
A 1 - 8	3202517 <sup>1)3)</sup>	1	18	8	0.15	1.4	1000
A 1-10	3200250	1	18	10	0.15	1.4	1000
A 1-12	2100094 <sup>1)3)</sup>	1	18	12	0.15	1.4	1000
A 1,5 - 7	3200263	1.5	16	7	0.15	1.7	1000
A 1,5-8	2100075 <sup>1)3)</sup>	1.5	16	8	0.15	1.7	1000
A 1,5 -10	3200276	1.5	16	10	0.15	1.7	1000
A 1,5 -12	3202588	1.5	16	12	0.15	1.7	1000
A 1,5 -15	3202591 <sup>1)3)</sup>	1.5	16	15	0.15	1.7	1000
A 1,5 -18	3202601	1.5	16	18	0.15	1.7	1000
A 1,5-20	2100073 <sup>1)3)</sup>	1.5	16	20	0.15	1.7	1000
A 2,5 - 7	3200289	2.5	14	7	0.15	2.2	1000
A 2,5-8	2100060 <sup>1)3)</sup>	2.5	14	8	0.15	2.2	1000
A 2,5-10	2100062	2.5	14	10	0.15	2.2	1000
A 2,5 -12	3200292	2.5	14	12	0.15	2.2	1000
A 2,5-15	2100061 <sup>1)3)</sup>	2.5	14	15	0.15	2.2	1000
A 2,5 -18	3202821	2.5	14	18	0.15	2.2	1000
A 2,5-20	2100059 <sup>1)3)</sup>	2.5	14	20	0.15	2.2	1000
A 4 - 9	3200302	4	12	9	0.2	2.8	1000
A 4-10	2100052 <sup>1)3)</sup>	4	12	10	0.2	2.8	1000
A 4 -12	3200315	4	12	12	0.2	2.8	1000
A 4-15	2100050	4	12	15	0.2	2.8	1000
A 4 -18	3202834	4	12	18	0.2	2.8	1000

# Ferrules

1  
2  
3  
4

Ferrules and crimp connectors

Type	Item no.	Cross-section range		b	j	k	Pcs./Pkt.
		mm <sup>2</sup>	AWG				
A 4-20	2100051 <sup>1)3)</sup>	4	12	20	0.2	2.8	1000
A 6 -10	3202520	6	10	10	0.2	3.5	500
A 6 -12	3200328	6	10	12	0.2	3.5	500
A 6-15 -1000	2100042	6	10	15	0.2	3.5	1000
A 6-18 -1000	2100044	6	10	18	0.2	3.5	1000
A 6-20 -1000	2100045 <sup>1)3)</sup>	6	10	20	0.2	3.5	1000
A 6-25 -1000	2100046 <sup>1)3)</sup>	6	10	25	0.2	3.5	1000
A 10 -12	3200331	10	8	12	0.2	4.5	500
A 10-15	2100039	10	8	15	0.2	4.5	500
A 10 -18	3200344	10	8	18	0.2	4.5	500
A 10-20	2100040 <sup>1)3)</sup>	10	8	20	0.2	4.5	500
A 10 -25	1090628 <sup>1)3)</sup>	10	8	25	0.2	4.5	500
A 10 -32	1090629 <sup>1)3)</sup>	10	8	32	0.2	4.5	500
A 16 -12	3200425	16	6	12	0.2	5.8	100
A16-18	2100033	16	6	18	0.2	5.8	250
A 16-20	2100034 <sup>1)3)</sup>	16	6	20	0.2	5.8	250
A 16 -25	1090632	16	6	25	0.2	5.8	250
A 16 -32	1090633	16	6	32	0.2	5.8	250
A 25 -12	3200357 <sup>1)3)</sup>	25	4	12	0.2	7.3	100
A 25 -15	3200360	25	4	15	0.2	7.3	100
A 25 -18	3200373	25	4	18	0.2	7.3	100
A 25 -20	3200386 <sup>1)3)</sup>	25	4	20	0.2	7.3	100
A 25 -25	1090634	25	4	25	0.2	7.3	100
A 25 -32	1090636	25	4	32	0.2	7.3	100
A 25 -40	3241238 <sup>1)3)</sup>	25	4	40	0.2	7.3	100
A 35 -12	2100029 <sup>1)3)</sup>	35	2	12	0.2	8.3	100
A 35 -18	3200399	35	2	18	0.2	8.3	100
A 35 -20	3200409 <sup>1)3)</sup>	35	2	20	0.2	8.3	100
A 35 -32	1090638	35	2	32	0.2	8.2	100
A 35 -40	3241239 <sup>1)3)</sup>	35	2	40	0.2	8.2	100
A 50 -18	2100025	50	1/0	18	0.3	10.3	100
A 50 -22	2100026 <sup>1)3)</sup>	50	1/0	22	0.3	10.3	100
A 50 -25	2100024	50	1/0	25	0.3	10.3	100
A 50 -32	1090639	50	1/0	32	0.3	10.3	100
A 50 -40	3241240 <sup>1)3)</sup>	50	1/0	40	0.3	10.3	100
A 70 -25	2100022 <sup>1)3)</sup>	70	2/0	25	0.4	12.5	100
A 70 -32	2100021 <sup>1)3)</sup>	70	2/0	32	0.4	12.5	100
A 70 -40	3241241 <sup>1)3)</sup>	70	2/0	40	0.4	12.5	100
A 95-25	2100020 <sup>1)3)</sup>	95	3/0	25	0.4	14.5	50
A 95 -30	2100019 <sup>1)3)</sup>	95	3/0	30	0.4	14.5	50
A 95 -32	2100018 <sup>1)3)</sup>	95	3/0	32	0.4	14.5	50
A 95 -40	3241242 <sup>1)3)</sup>	95	3/0	40	0.4	14.5	100
A 120 -40	1090640 <sup>1)3)</sup>	120	250 MCM	40	0.5	17.7	50

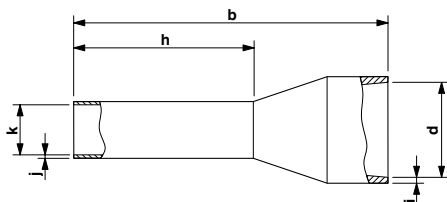
<sup>1)</sup> These ferrules are not UL certified.

<sup>2)</sup> These ferrules are not included in DIN 46228-1: 2020-03.

<sup>3)</sup> These ferrules are not included in DIN 46228-1: 2020-03 or UL 486F.

# Ferrules

## Ferrules with insulating collar, DIN 46228-4, UL 486F



- UL certified
- Made from tin-plated electrolytic copper
- Design in accordance with DIN 46228-1 and UL 486F
- With "Easy Entry" (conical insertion area)
- Plastic collar made of polypropylene
- Halogen-free
- Long-/short-term temperature: +105°C/+120°C

Type	Item no.	Cross-section range		b	d	h	i	j	k	Color	Pcs./Pkt.
		mm <sup>2</sup>	AWG								
AI 0,14-6 BN	2100148 <sup>2)</sup>	0.14	26	10.5	2	6	0.25	0.15	0.8	Brown	100
AI 0,14- 6 GY -1000	1034128 <sup>2)</sup>	0.14	26	10.5	2	6	0.25	0.15	0.8	Gray	1000
AI 0,14-8 BN	2100149 <sup>2)</sup>	0.14	26	12.5	2	8	0.25	0.15	0.8	Brown	100
AI 0,14- 8 GY -1000	3203011 <sup>2)</sup>	0.14	26	12.5	2	8	0.25	0.15	0.8	Gray	1000
AI 0,25-6 VT	2100146 <sup>2)</sup>	0.25	24	10.5	2	6	0.25	0.15	0.8	Violet	100
AI 0,25- 6 YE	3203024 <sup>2)</sup>	0.25	24	10.5	2	6	0.25	0.15	0.8	Yellow	100
AI 0,25- 6 BU	3203040 <sup>2)</sup>	0.25	24	10.5	2	6	0.25	0.15	0.8	Blue	100
AI 0,25-8 YE-1000	2100145 <sup>2)</sup>	0.25	24	12.5	2	8	0.25	0.15	0.8	Yellow	1000
AI 0,25-8 VT	2100147 <sup>2)</sup>	0.25	24	12.5	2	8	0.25	0.15	0.8	Violet	100
AI 0,25- 8 BU	3201364 <sup>2)</sup>	0.25	24	12.5	2	8	0.25	0.15	0.8	Blue	100
AI 0,25- 8 YE	3203037 <sup>2)</sup>	0.25	24	12.5	2	8	0.25	0.15	0.8	Yellow	100
AI 0,25-10 YE	3241128 <sup>1)3)</sup>	0.25	24	14.5	2	10	0.25	0.15	0.8	Yellow	100
AI 0,25-12 BU	3200632 <sup>1)3)</sup>	0.25	24	16	2	12	0.25	0.15	0.8	Blue	100
AI 0,34-6 PK	2100138	0.34	22	10.5	2	6	0.25	0.15	0.8	Pink	100
AI 0,34- 6 TQ	3203053	0.34	22	10.5	2	6	0.25	0.15	0.8	Turquoise	100
AI 0,34-8 PK	2100139	0.34	22	12.5	2	8	0.25	0.15	0.8	Pink	100
AI 0,34-8 TQ-25000	2100141	0.34	22	12.5	2	8	0.25	0.15	0.8	Turquoise	25000
AI 0,34- 8 TQ	3203066	0.34	22	12.5	2	8	0.25	0.15	0.8	Turquoise	100
AI 0,34-10 TQ-25000	2100142	0.34	22	14.5	2	10	0.25	0.15	0.8	Turquoise	25000
AI 0,34-10 TQ	3241129	0.34	22	14.5	2	10	0.25	0.15	0.8	Turquoise	100
AI 0,34-12 TQ	3200645	0.34	22	16.5	2	12	0.25	0.15	0.8	Turquoise	100
AI 0,5 - 6 WH	3200687	0.5	20	12	2.5	6	0.25	0.15	1.1	White	100
AI 0,5 - 6 OG	3201301	0.5	20	12	2.5	6	0.25	0.15	1.1	Orange	100
AI 0,5-8 WH-25000	2100133	0.5	20	14	2.5	8	0.25	0.15	1.1	White	25000
AI 0,5 - 8 WH	3200014	0.5	20	14	2.5	8	0.25	0.15	1.1	White	100
AI 0,5 - 8 WH -1000	3200881	0.5	20	14	2.5	8	0.25	0.15	1.1	White	1000
AI 0,5 - 8 OG	3201123	0.5	20	14	2.5	8	0.25	0.15	1.1	Orange	100
AI 0,5 - 8 OG-1000	3202902	0.5	20	14	2.5	8	0.25	0.15	1.1	Orange	1000
AI 0,5-10 WH-25000	2100136	0.5	20	16	2.5	10	0.25	0.15	1.1	White	25000
AI 0,5 -10 WH	3201275	0.5	20	16	2.5	10	0.25	0.15	1.1	White	100
AI 0,5 -10 OG	3241126	0.5	20	16	2.5	10	0.25	0.15	1.1	Orange	500
AI 0,5 -12 WH	3200506 <sup>1)3)</sup>	0.5	20	18	2.5	12	0.25	0.15	1.1	White	100

# Ferrules

Type	Item no.	Cross-section range		b	d	h	i	j	k	Color	Pcs./Pkt.
		mm <sup>2</sup>	AWG								
AI 0,75-6 BU	2100106	0.75	18	12	2.8	6	0.25	0.15	1.3	Light blue	100
AI 0,75-6 GY-25000	2100120	0.75	18	12	2.8	6	0.25	0.15	1.3	Gray	25000
AI 0,75- 6 WH	3201314	0.75	18	12	2.8	6	0.25	0.15	1.3	White	100
AI 0,75- 6 GY	3200690	0.75	18	12	2.8	6	0.25	0.15	1.3	Gray	100
AI 0,75-8 WH-1000	2100118	0.75	18	14	2.8	8	0.25	0.15	1.3	White	1000
AI 0,75-8 GY-25000	2100121	0.75	18	14	2.8	8	0.25	0.15	1.3	Gray	25000
AI 0,75- 8 BU -1000	1213200	0.75	18	14	2.8	8	0.25	0.15	1.3	Blue	1000
AI 0,75- 8 BU	3200027	0.75	18	14	2.8	8	0.25	0.15	1.3	Blue	100
AI 0,75- 8 WH	3201110	0.75	18	14	2.8	8	0.25	0.15	1.3	White	100
AI 0,75- 8 GY	3200519	0.75	18	14	2.8	8	0.25	0.15	1.3	Gray	100
AI 0,75- 8 GY -1000	3200894	0.75	18	14	2.8	8	0.25	0.15	1.3	Gray	1000
AI 0.75-10 BU	2100109	0.75	18	16	2.8	10	0.25	0.15	1.3	Light blue	100
AI 0,75-10 WH	2100114	0.75	18	16	2.8	10	0.25	0.15	1.3	White	100
AI 0,75-10 GY-25000	2100122	0.75	18	16	2.8	10	0.25	0.15	1.3	Gray	25000
AI 0,75-10 GY	3201288	0.75	18	16	2.8	10	0.25	0.15	1.3	Gray	100
AI 0,75-10 GY-1000	3203118	0.75	18	16	2.8	10	0.25	0.15	1.3	Gray	1000
AI 0.75-12 BU	2100105	0.75	18	18	2.8	12	0.25	0.15	1.3	Light blue	100
AI 0,75-12 WH	2100110	0.75	18	18	2.8	12	0.25	0.15	1.3	White	100
AI 0,75-12 GY	3200849	0.75	18	18	2.8	12	0.25	0.15	1.3	Gray	100
AI 1 - 6 RD	3200742	1	18	12	3	6	0.3	0.15	1.5	Red	100
AI 1 - 6 YE	3201327	1	18	12	3	6	0.3	0.15	1.5	Yellow	100
AI-S 1-8 TQ-25000	2100081 <sup>1)</sup>	1	18	14	2.8	8	0.25	0.15	1.5	Turquoise	25000
AI 1-8 RD-25000	2100096	1	18	14	2.8	8	0.25	0.15	1.5	Red	25000
AI 1 - 8 YE-1000	3202915	1	18	14	3	8	0.3	0.15	1.5	Yellow	1000
AI-S 1 - 8 TQ	1200293 <sup>1)</sup>	1	18	14	2.8	8	0.25	0.15	1.5	Turquoise	100
AI 1 - 8 YE	3201097	1	18	14	3	8	0.3	0.15	1.5	Yellow	100
AI 1 - 8 RD	3200030	1	18	14	3	8	0.3	0.15	1.5	Red	100
AI 1 - 8 RD -1000	3200904	1	18	14	3	8	0.3	0.15	1.5	Red	1000
AI 1-10 RD-25000	2100098	1	18	16	3	10	0.3	0.15	1.5	Red	25000
AI 1-10 YE	2100089	1	18	16	3	10	0.3	0.15	1.5	Yellow	100
AI 1 -10 RD	3200182	1	18	16	3	10	0.3	0.15	1.5	Red	100
AI 1 -10 RD-1000	3203121	1	18	16	3	10	0.3	0.15	1.5	Red	1000
AI 1-12 YE	2100086	1	18	18	3	12	0.3	0.15	1.5	Yellow	100
AI 1 -12 RD -1000	1200311	1	18	18	3	12	0.3	0.15	1.5	Red	1000
AI 1 -12 RD	3200674	1	18	18	3	12	0.3	0.15	1.5	Red	100
AI 1.5-6 RD	2100072 <sup>2)3)</sup>	1.5	16	12	3.4	6	0.3	0.15	1.7	Red	100
AI 1,5 - 6 BK	3200755 <sup>3)</sup>	1.5	16	12	3.4	6	0.3	0.15	1.7	Black	100
AI 1,5-8 BK-20000	2100078	1.5	16	14	3.4	8	0.3	0.15	1.7	Black	20000

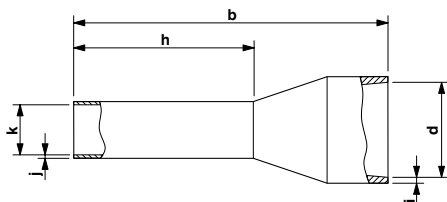
<sup>1)</sup> These ferrules are not UL certified.

<sup>2)</sup> These ferrules are not included in DIN 46228-1: 2020-03.

<sup>3)</sup> These ferrules are not included in DIN 46228-1: 2020-03 or UL 486F.

# Ferrules

## Ferrules with insulating collar, DIN 46228-4, UL 486F



- UL certified
- Made from soft tin-plated electrolytic copper
- Correspond to the requirements of DIN 46228-1 and UL 486F in terms of size
- Plastic collar made of polypropylene
- Halogen-free
- Long-/short-term temperature: +105°C/+120°C

Type	Item no.	Cross-section range		b	d	h	i	j	k	Color	Pcs./Pkt.
		mm <sup>2</sup>	AWG								
AI 1,5 - 8 BK	3200043	1.5	16	14	3.4	8	0.3	0.15	1.7	Black	100
AI 1,5 - 8 BK -1000	3200917	1.5	16	14	3.4	8	0.3	0.15	1.7	Black	1000
AI 1,5 - 8 RD	3201136	1.5	16	14	3.4	8	0.3	0.15	1.7	Red	100
AI 1,5 - 8 RD-1000	3202928	1.5	16	14	3.4	8	0.3	0.15	1.7	Red	1000
AI 1,5-10 BK-20000	2100080	1.5	16	16	3.4	10	0.3	0.15	1.7	Black	20000
AI 1.5-10 RD	2100071	1.5	16	16	3.4	10	0.3	0.15	1.7	Red	100
AI 1,5 -10 BK	3200195	1.5	16	16	3.4	10	0.3	0.15	1.7	Black	100
AI 1,5 -10 BK-1000	3203134	1.5	16	16	3.4	10	0.3	0.15	1.7	Black	1000
AI 1.5-12 RD	2100070	1.5	16	18	3.4	12	0.3	0.15	1.7	Red	100
AI 1,5 -12 BK -1000	1200310	1.5	16	18	3.4	12	0.3	0.15	1.7	Black	1000
AI 1,5 -12 BK	3201482	1.5	16	18	3.4	12	0.3	0.15	1.7	Black	100
AI 1,5 -18 BK	3200056	1.5	16	24	3.4	18	0.3	0.15	1.7	Black	100
AI 1,5 -18 RD	3241125	1.5	16	24	3.4	18	0.3	0.15	1.7	Red	500
AI 2,5-8 BU-15000	2100063	2.5	14	14	4.2	8	0.3	0.15	2.3	Blue	15000
AI 2,5 - 8 BU	3200522	2.5	14	14	4.2	8	0.3	0.15	2.3	Blue	100
AI 2,5 - 8 BU -1000	3200920	2.5	14	14	4.2	8	0.3	0.15	2.3	Blue	1000
AI 2,5 - 8 GY	3200069	2.5	14	14	4.2	8	0.3	0.15	2.3	Gray	100
AI 2,5 -8 GY -1000	1213201	2.5	14	14	4.2	8	0.3	0.15	2.3	Gray	1000
AI 2,5-10 BU-15000	2100065 <sup>1)3)</sup>	2.5	14	17	4.2	10	0.3	0.15	2.3	Blue	15000
AI 2,5 -10 BU	3202533 <sup>1)3)</sup>	2.5	14	17	4.2	10	0.3	0.15	2.3	Blue	100
AI 2,5 -10 BU-1000	3203147 <sup>1)3)</sup>	2.5	14	17	4.2	10	0.3	0.15	2.3	Blue	1000
AI 2,5-12 BU-10000	2100064	2.5	14	18	4.2	12	0.3	0.15	2.3	Blue	10000
AI 2,5 -12 GY	3200205	2.5	14	18	4.2	12	0.3	0.15	2.3	Gray	100
AI 2,5 -12 BU -1000	1200309	2.5	14	18	4.2	12	0.3	0.15	2.3	Blue	1000
AI 2,5 -12 BU	3200962	2.5	14	18	4.2	12	0.3	0.15	2.3	Blue	100
AI 2,5 -18 GY	3200072	2.5	14	24	4.2	18	0.3	0.15	2.3	Gray	100
AI 2,5 -18 BU	3200580	2.5	14	24	4.2	18	0.3	0.15	2.3	Blue	100
AI 4 -15 GY	1200264 <sup>1)3)</sup>	4	12	22.5	4.8	15	0.3	0.2	2.8	Gray	100
AI 4 -12 GY -1000	1200307	4	12	20	4.8	12	0.3	0.2	2.8	Gray	1000
AI 4 -10 GY -1000	1200308	4	12	17	4.8	10	0.3	0.2	2.8	Gray	1000

# Ferrules

Type	Item no.	Cross-section range		b	d	h	i	j	k	Color	Pcs./Pkt.
		mm <sup>2</sup>	AWG								
AI 4 -10 OG -1000	1213202	4	12	17	4.8	10	0.3	0.2	2.8	Orange	1000
AI 4-12 GY-5000	2100053	4	12	20	4.8	12	0.3	0.2	2.8	Gray	5000
AI 4-10 OG-5000	2100054	4	12	17	4.8	10	0.3	0.2	2.8	Orange	5000
AI 4-10 GY-5000	2100055	4	12	17	4.8	10	0.3	0.2	2.8	Gray	5000
AI 4 -10 OG	3200085	4	12	17	4.8	10	0.3	0.2	2.8	Orange	100
AI 4 -18 OG	3200098	4	12	26	4.8	18	0.3	0.2	2.8	Orange	100
AI 4 -12 OG	3200438	4	12	20	4.8	12	0.3	0.2	2.8	Orange	100
AI 4 -10 GY	3200535	4	12	17	4.8	10	0.3	0.2	2.8	Gray	100
AI 4 -18 GY	3200593	4	12	26	4.8	18	0.3	0.2	2.8	Gray	100
AI 4 -12 GY	3200959	4	12	20	4.8	12	0.3	0.2	2.8	Gray	100
AI 6-12 YE-1000	2100047	6	10	20	6.2	12	0.3	0.2	3.5	Yellow	1000
AI 6 -12 YE	3200548	6	10	20	6.2	12	0.3	0.2	3.5	Yellow	100
AI 6 -12 BK -1000	1004301	6	10	20	6.2	12	0.3	0.2	3.5	Black	1000
AI 6 -12 TR	1200129	6	10	20	6.2	12	0.3	0.2	3.5	Turquoise	100
AI 6 -12 GN -1000	1213203	6	10	20	6.2	12	0.3	0.2	3.5	Green	1000
AI 6 -12 GN	3200108	6	10	20	6.2	12	0.3	0.2	3.5	Green	100
AI 6 -12 BK	3201107	6	10	20	6.2	12	0.3	0.2	3.5	Black	100
AI 6-18 BK	2100043	6	10	26	6.2	18	0.3	0.2	3.5	Black	100
AI 6-18 YE-2500	2100048	6	10	26	6.2	18	0.3	0.2	3.5	Yellow	2500
AI 6 -18 GN	3200111	6	10	26	6.2	18	0.3	0.2	3.5	Green	100
AI 6 -18 YE	3200603	6	10	26	6.2	18	0.3	0.2	3.5	Yellow	100
AI 10-12 RD-2500	2100041	10	8	22	7.5	12	0.3	0.2	4.6	Red	2500
AI 10 -12 TR	1200128	10	8	22	7.5	12	0.3	0.2	4.6	Turquoise	100
AI 10 -12 BN	3200124	10	8	22	7.5	12	0.3	0.2	4.6	Brown	100
AI 10 -12 RD	3200551	10	8	22	7.5	12	0.3	0.2	4.6	Red	100
AI 10 -12 IV	3201068	10	8	22	7.5	12	0.3	0.2	4.6	Ivory	100
AI 10-18 RD-1500	2100037	10	8	28	7.5	18	0.3	0.2	4.6	Red	1500
AI 10-18 IV	2100038	10	8	28	7.5	18	0.3	0.2	4.6	Ivory	100
AI 10 -18 BN	3200137	10	8	28	7.5	18	0.3	0.2	4.6	Brown	100
AI 10 -18 RD	3200616	10	8	28	7.5	18	0.3	0.2	4.6	Red	100
AI 16-12 BU-1500	2100036	16	6	24	8.8	12	0.4	0.2	5.8	Blue	1500
AI 16 -12 BU	3200564	16	6	24	8.8	12	0.4	0.2	5.8	Blue	100
AI 16 -12 WH	3200140	16	6	24	8.8	12	0.4	0.2	5.8	White	100
AI 16 -12 GN	3201152	16	6	24	8.8	12	0.4	0.2	5.8	Green	100
AI 16 -12 IV	3201181	16	6	24	8.8	12	0.4	0.2	5.8	Ivory	100
AI 16-18 BU-1000	2100035	16	6	28	8.8	18	0.4	0.2	5.8	Blue	1000
AI 16 -18 WH	3200153	16	6	28	8.8	18	0.4	0.2	5.8	White	100

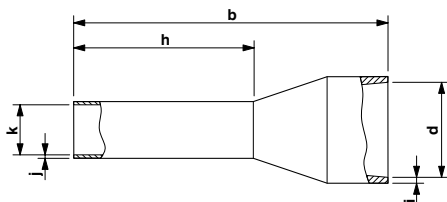
<sup>1)</sup> These ferrules are not UL certified.

<sup>2)</sup> These ferrules are not included in DIN 46228-1: 2020-03.

<sup>3)</sup> These ferrules are not included in DIN 46228-1: 2020-03 or UL 486F.

# Ferrules

## Ferrules with insulating collar, DIN 46228-4, UL 486F



- UL certified
- Made from soft tin-plated electrolytic copper
- Correspond to the requirements of DIN 46228-1 and UL 486F in terms of size
- Plastic collar made of polypropylene
- Halogen-free
- Long-/short-term temperature: +105°C/+120°C

Type	Item no.	Cross-section range		b	d	h	i	j	k	Color	Pcs./Pkt.
		mm <sup>2</sup>	AWG								
AI 16 -18 BU	3200629	16	6	28	8.8	18	0.4	0.2	5.8	Blue	100
AI 16 -18 GN	3201330	16	6	28	8.8	18	0.4	0.2	5.8	Green	100
AI 25 -16 BK	3200412	25	4	30	11	16	0.5	0.2	7.3	Black	50
AI 25 -16 YE	3200577	25	4	30	11	16	0.5	0.2	7.3	Yellow	50
AI 25 -16 BN	3201084	25	4	30	11	16	0.5	0.2	7.3	Brown	50
AI 25-18 BN	2100030	25	4	30	11	18	0.5	0.2	7.3	Brown	50
AI 25-18 BK	2100032	25	4	30	11	18	0.5	0.2	7.3	Black	50
AI 25 -18 YE	3201505	25	4	30	11	18	0.5	0.2	7.3	Yellow	50
AI 25-22 BN	2100031	25	4	36	11	22	0.5	0.2	7.3	Brown	50
AI 25 -22 YE	3200700	25	4	36	11	22	0.5	0.2	7.3	Yellow	50
AI 25 -22 BK	3200739	25	4	36	11	22	0.5	0.2	7.3	Black	50
AI 35 -16 BE	3201071	35	2	30	12.5	16	0.5	0.2	8.3	Beige	50
AI 35 -16 RD	3200441	35	2	30	12.5	16	0.5	0.2	8.3	Red	50
AI 35-18 BE	2100028	35	2	30	12.5	18	0.5	0.2	8.3	Beige	50
AI 35 -18 RD	3201495	35	2	30	12.5	18	0.5	0.2	8.3	Red	50
AI 35-25 BE	2100027	35	2	39	12.5	25	0.5	0.2	8.3	Beige	50
AI 35 -25 RD	3200713	35	2	39	12.5	25	0.5	0.2	8.3	Red	50
AI 50 -20 BU	3200454	50	1/0	36	15	20	0.6	0.35	10.3	Blue	50
AI 50 -20 OL	3201178	50	1/0	36	15	20	0.6	0.35	10.3	Olive	50
AI 50-25 OL	2100023	50	1/0	40	15	25	0.6	0.35	10.3	Olive	25
AI 50-25 BK	3240678	50	1/0	40	15	25	0.6	0.35	10.3	Black	1000
AI 50 -25 BU	3200726	50	1/0	40	15	25	0.6	0.35	10.3	Blue	25
AI 70 -20 YE	3201848 <sup>1)3)</sup>	70	2/0	37	16	20	0.6	0.35	12.7	Yellow	25
AI 95 -25 RD	3201853 <sup>1)3)</sup>	95	3/0	44	18	25	0.6	0.35	14.7	Red	25
AI120 -27 BU	3201822 <sup>1)3)</sup>	120	250 MCM	48	21	27	0.7	0.45	16.7	Blue	25
AI 150-32 YE	2100017 <sup>1)3)</sup>	150	300 MCM	58	22.6	32	1	0.5	18.6	Yellow	25

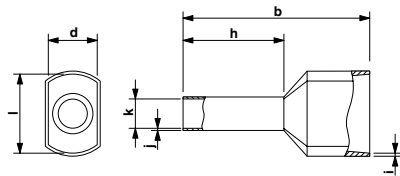


# Ferrules

1  
2  
3  
4

Ferrules and crimp connectors

## Ferrules for two-wire connection



- UL certified
- Made from tin-plated electrolytic copper
- Design in accordance with UL 486F
- With "Easy Entry" (conical insertion area)
- Plastic collar made of polypropylene
- Halogen-free
- Long-/short-term temperature: +105°C/+120°C

Type	Item no.	Cross-section range		b	d	h	i	j	k	Color	Pcs./Pkt.
		mm <sup>2</sup>	AWG								
AI-TWIN 2X 0,5 - 8 OG	2100015	0.5	20	15	2.5	8	0.25	0.15	1.5	Orange	100
AI-TWIN 2X 0,5 - 8 WH	3200933	0.5	20	15	2.5	8	0.25	0.15	1.5	White	100
AI-TWIN 2X 0,5 - 10 OG	2100016 <sup>1)4)</sup>	0.5	20	17	2.5	10	0.25	0.15	1.5	Orange	100
AI-TWIN 2X 0,5-10 WH	3203309 <sup>1)4)</sup>	0.5	20	17	2.5	10	0.25	0.15	1.5	White	100
AI-TWIN 2X 0,75 - 8 WH	2100011	0.75	18	15	2.8	8	0.25	0.15	1.7	White	100
AI-TWIN 2X 0,75- 8 GY	3200807	0.75	18	15	2.8	8	0.25	0.15	1.7	Gray	100
AI-TWIN 2X 0,75- 8 BU	3240668	0.75	18	15	2.8	8	0.25	0.15	1.7	Blue	100
AI-TWIN 2X 0,75 - 10 BU	2100009	0.75	18	10	2.8	10	0.25	0.15	1.7	Light blue	100
AI-TWIN 2X 0,75 - 10 WH	2100010	0.75	18	17	2.8	10	0.25	0.15	1.7	White	100
AI-TWIN 2X 0,75-10 GY	3200975	0.75	18	17	2.8	10	0.25	0.15	1.7	Gray	100
AI-TWIN 2X 0,75 - 12 BU	2100012 <sup>1)4)</sup>	0.75	18	19	2.5	12	0.25	0.15	1.5	Blue	100
AI-TWIN 2X 0,75 - 12 GY	2100013 <sup>1)4)</sup>	0.75	18	19	2.5	12	0.25	0.15	1.5	Gray	100
AI-TWIN 2X 0,75 - 12 WH	2100014 <sup>1)4)</sup>	0.75	18	19	2.5	12	0.25	0.15	1.5	White	100
AI-TWIN 2X 1 - 8 YE	2100008	1	18	8	3.4	8	0.3	0.15	2.05	Yellow	100
AI-TWIN 2X 1 - 8 RD	3200810	1	18	15	3.4	8	0.3	0.15	2.05	Red	100
AI-TWIN 2X 1 -10 RD	3200988	1	18	17	3.4	10	0.3	0.15	2.05	Red	100
AI-TWIN 2X 1 - 12 YE	2100007	1	18	12	3.4	12	0.3	0.15	2.05	Yellow	100
AI-TWIN 2X1-12 RD	3240679	1	18	19	3.4	12	0.3	0.15	2.05	Red	100
AI-TWIN 2X 1,5 - 8 RD	2100006	1.5	16	8	3.6	8	0.3	0.15	2.3	Red	100
AI-TWIN 2X 1,5 - 8 BK	3200823	1.5	16	16	3.6	8	0.3	0.15	2.3	Black	100
AI-TWIN 2X 1,5 -10 BK	3201534 <sup>1)4)</sup>	1.5	16	18	3.6	10	0.3	0.15	2.3	Black	100
AI-TWIN 2X 1,5 - 12 RD	2100005	1.5	16	12	3.6	12	0.3	0.15	2.3	Red	100
AI-TWIN 2X 1,5 -12 BK	3200991	1.5	16	20	3.6	12	0.3	0.15	2.3	Black	100
AI-TWIN 2X 2,5 -10 BU	3200836	2.5	14	18.5	4.2	10	0.3	0.2	2.9	Blue	100
AI-TWIN 2X 2,5 -10 GY	3240669	2.5	14	18.5	4.2	10	0.3	0.2	2.9	Gray	100
AI-TWIN 2X 2,5 -13 BU	3200878	2.5	14	21.5	4.2	13	0.3	0.2	2.9	Blue	100
AI-TWIN 2X 2,5 -16 BU	1200281 <sup>1)4)</sup>	2.5	14	21.5	4.2	16	0.3	0.2	2.9	Blue	100

<sup>1)</sup> These ferrules are not UL certified.

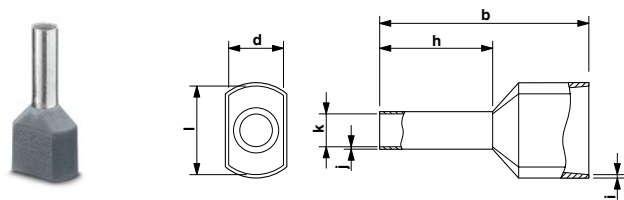
<sup>2)</sup> These ferrules are not included in DIN 46228-1: 2020-03.

<sup>3)</sup> These ferrules are not included in DIN 46228-1: 2020-03 or UL 486F.

<sup>4)</sup> These ferrules are not included in UL 486F.

# Ferrules

## Ferrules for two-wire connection



- UL certified
- Made from tin-plated electrolytic copper
- Design in accordance with UL 486F
- With "Easy Entry" (conical insertion area)
- Plastic collar made of polypropylene
- Halogen-free
- Long-/short-term temperature: +105°C/+120°C

Type	Item no.	Cross-section range		b	d	h	i	j	k	Color	Pcs./Pkt.
		mm <sup>2</sup>	AWG								
AI-TWIN 2X 4 -12 GY	3201000	4	12	23	4.9	12	0.3	0.2	3.8	Gray	100
AI-TWIN 2X 4 -12 OG	1213204	4	12	23	4.9	12	0.3	0.2	3.8	Orange	100
AI-TWIN 2X 4 - 18 GY	2100003 <sup>1)4)</sup>	4	12	18	4.9	18	0.3	0.2	3.8	Gray	100
AI-TWIN 2X 4 - 18 OG	2100004 <sup>1)4)</sup>	4	12	18	4.9	18	0.3	0.2	3.8	Orange	100
AI-TWIN 2X 6 -14 GN	1213205 <sup>1)</sup>	6	10	25	5.9	14	0.4	0.2	4.9	Green	100
AI-TWIN 2X 6 -14 YE	3201013 <sup>1)</sup>	6	10	25	5.9	14	0.4	0.2	4.9	Yellow	100
AI-TWIN 2X 6 - 18 BK	2100000 <sup>1)4)</sup>	6	10	18	5.9	18	0.4	0.2	4.9	Black	100
AI-TWIN 2X 6 - 18 GN	2100001 <sup>1)4)</sup>	6	10	18	5.9	18	0.4	0.2	4.9	Green	100
AI-TWIN 2X 6 - 18 YE	2100002 <sup>1)4)</sup>	6	10	18	5.9	18	0.4	0.2	4.9	Yellow	100
AI-TWIN 2X10 -14 BN	1213206	10	8	26	7.2	14	0.4	0.2	6.5	Brown	100
AI-TWIN 2X10 -14 RD	3201026	10	8	26	7.2	14	0.4	0.2	6.5	Red	100
AI-TWIN 2X16 -16 WH	1213207 <sup>1)4)</sup>	16	6	30	8.8	16	0.5	0.2	8.5	White	50
AI-TWIN 2X16 -16 BU	3202847 <sup>1)4)</sup>	16	6	30	8.8	16	0.5	0.2	8.5	Blue	50

<sup>1)</sup> These ferrules are not UL certified.

<sup>2)</sup> These ferrules are not included in DIN 46228-1: 2020-03.

<sup>3)</sup> These ferrules are not included in DIN 46228-1: 2020-03 or UL 486F.

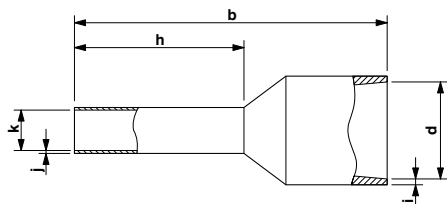
<sup>4)</sup> These ferrules are not included in UL 486F.

# Ferrules

1  
2  
3  
4

Ferrules and crimp connectors

## Ferrules with enlarged insulating collar (e.g., short-circuit and ground fault-proof cables)

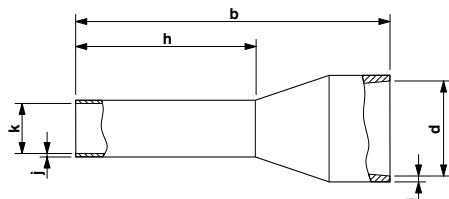


- Suitable for short-circuit-proof cables (NSGAFÖU), for example, due to the significantly increased collar diameter
- UL certified
- Made from tin-plated electrolytic copper
- Design in accordance with UL 486F
- With “Easy Entry” (conical insertion area)
- Plastic collar made of polypropylene
- Halogen-free
- Long-/short-term temperature: +105°C/+120°C

Type	Item no.	Cross-section range		b	d	h	i	j	k	Color	Pcs./Pkt.
		mm <sup>2</sup>	AWG								
AI-XL 1,5- 8 BK	3201916	1.5	16	17.5	7	8	0.3	0.15	1.8	Black	100
AI-XL 1,5-10 BK	3201974	1.5	16	19.5	7	10	0.3	0.15	1.8	Black	100
AI-XL 2,5- 8 BU	3201929	2.5	14	17.5	7.9	8	0.3	0.15	2.3	Blue	100
AI-XL 2,5-12 BU	3201987	2.5	14	21.5	7.9	12	0.3	0.15	2.3	Blue	100
AI-XL 4 -10 GY	3201932	4	12	19.5	7.9	10	0.3	0.2	2.9	Gray	100
AI-XL 6 -12 YE	3201945	6	10	23	8.7	12	0.3	0.2	3.6	Yellow	100
AI-XL 10 -12 RD	3201958	10	8	24	10.2	12	0.3	0.2	4.6	Red	100
AI-XL 16 -12 BU	3201961	16	6	25.5	12.5	12	0.4	0.2	6	Blue	100

# Ferrules

## Ferrules with enlarged insulating collar (AWG/Multinorm)



- Suitable for AWG/multi-standard cables due to the increased diameter of the insulating collar
- UL certified
- Made from tin-plated electrolytic copper
- Design in accordance with UL 486F
- With "Easy Entry" (conical insertion area)
- Plastic collar made of polypropylene
- Halogen-free
- Long-/short-term temperature: +105°C/+120°C

Type	Item no.	Cross-section range		b	d	h	i	j	k	Color	Pcs./Pkt.
		mm <sup>2</sup>	AWG								
AI-GB 0,5-8 OG	2100128	0.5	20	14	3	8	0.25	0.15	1.1	Orange	100
AI-GB 0,5-8 WH	2100131	0.5	20	14	3	8	0.25	0.15	1.1	White	500
AI-GB 0,5-8 WH-25000	2100134	0.5	20	14	3	8	0.25	0.15	1.1	White	25000
AI-GB 0,5-10 OG	2100130	0.5	20	16	3	10	0.25	0.15	1.1	Orange	100
AI-GB 0,5-10 WH	2100132	0.5	20	16	3	10	0.25	0.15	1.1	White	100
AI-GB 0,5-10 WH-25000	2100135	0.5	20	16	3	10	0.25	0.15	1.1	White	25000
AI-GB 0,5-12 OG	2100129 <sup>1)3)</sup>	0.5	20	18.5	3	12	0.25	0.15	1.1	Orange	100
AI-GB 0,75-8 WH	2100111	0.75	18	14	3.4	8	0.25	0.15	1.3	White	100
AI-GB 0,75-8 GY	2100116	0.75	18	14	3.4	8	0.25	0.15	1.3	Gray	500
AI-GB 0,75-8 GY-25000	2100123	0.75	18	14	3.4	8	0.25	0.15	1.3	Gray	25000
AI-GB 0,75-10 BU	2100107	0.75	18	16	3.4	10	0.25	0.15	1.3	Blue	100
AI-GB 0,75-10 WH	2100113	0.75	18	16	3.4	10	0.25	0.15	1.3	White	100
AI-GB 0,75-10 GY	2100117	0.75	18	16	3.4	10	0.25	0.15	1.3	Gray	100
AI-GB 0,75-10 GY-1000	2100119	0.75	18	16	3.4	10	0.25	0.15	1.3	Gray	1000
AI-GB 0,75-10 GY-25000	2100124	0.75	18	16	3.4	10	0.25	0.15	1.3	Gray	25000
AI-GB 0,75-12 GY	2100104	0.75	18	18	3.4	12	0.25	0.15	1.3	Gray	100
AI-GB 0,75-12 BU	2100108	0.75	18	18	3.4	12	0.25	0.15	1.3	Blue	100
AI-GB 0,75-12 WH	2100112	0.75	18	12	3.4	12	0.25	0.15	1.3	White	100
AI-GB 1-8 YE	2100085	1	18	14	3.4	8	0.3	0.15	1.5	Yellow	100
AI-GB 1-8 RD	2100091	1	18	14	3.4	8	0.3	0.15	1.5	Red	500
AI-GB 1-8 RD-20000	2100095	1	18	14	3.4	8	0.3	0.15	1.5	Red	20000
AI-GB 1-10 RD-1000	2100092	1	18	16	3.4	10	0.3	0.15	1.5	Red	1000
AI-GB 1-10 RD-20000	2100097	1	18	16	3.4	10	0.3	0.15	1.5	Red	20000
AI-GB 1-10 YE	2100088	1	18	16	3.4	10	0.3	0.15	1.5	Yellow	100
AI-GB 1-12 YE	2100087	1	18	18	3.4	12	0.3	0.15	1.5	Yellow	100
AI-GB 1-12 RD	2100090	1	18	18	3.4	12	0.3	0.15	1.5	Red	100
AI-GB 1,5-8 BK-1000	2100074	1.5	16	14	3.4	8	0.3	0.15	1.7	Black	1000
AI-GB 1,5-8 BK-15000	2100077	1.5	16	14	3.4	8	0.3	0.15	1.7	Black	15000
AI-GB 1,5-8 RD	2100069	1.5	16	14	3.7	8	0.3	0.15	1.8	Red	100

# Ferrules

Type	Item no.	Cross-section range		b	d	h	i	j	k	Color	Pcs./ Pkt.
		mm <sup>2</sup>	AWG								
AI-GB 1,5-10 BK-1000	2100076	1.5	16	16	3.4	10	0.3	0.15	1.7	Black	1000
AI-GB 1,5-10 BK-15000	2100079	1.5	16	16	3.4	10	0.3	0.15	1.7	Black	15000
AI-GB 2,5 - 8 BU	2100237	2.5	14	14	7.9	8	0.3	0.15	2.3	Blue	1000
AI-GB 2,5 - 8 GY	2100239	2.5	14	14	7.9	8	0.3	0.15	2.3	Gray	1000
AI-GB 2,5 - 10 BU	2100244 <sup>1)3)</sup>	2.5	14	18	7.9	10	0.3	0.15	2.3	Blue	1000
AI-GB 2,5 - 12 BU	2100241	2.5	14	18	7.9	12	0.3	0.15	2.3	Blue	1000
AI-GB 2,5 - 12 GY	2100242	2.5	14	18	7.9	12	0.3	0.15	2.3	Gray	1000
AI-GB 4 - 10 GY	2100245	4	12	17	7.9	10	0.3	0.2	2.9	Gray	1000
AI-GB 4 - 12 GY	2100247	4	12	20	7.9	12	0.3	0.2	2.9	Gray	1000
AI-GB 6 - 12 YE	2100249	6	10	20	8.7	12	0.3	0.2	3.6	Yellow	500

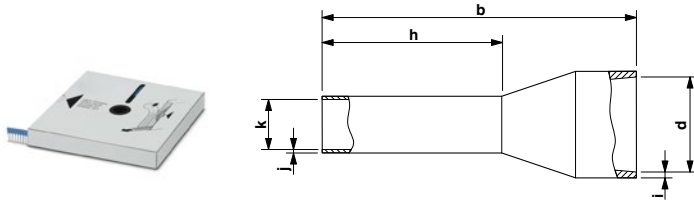
<sup>1)</sup> These ferrules are not UL certified.

<sup>2)</sup> These ferrules are not included in DIN 46228-1: 2020-03.

<sup>3)</sup> These ferrules are not included in DIN 46228-1: 2020-03 or UL 486F.

# Ferrules

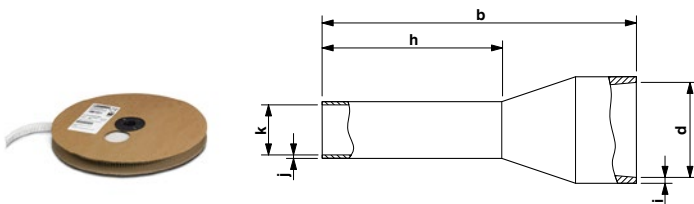
## Insulated ferrules as taped products (small coil)



- Taped design for automated production
- UL certified
- Made from tin-plated electrolytic copper
- Design in accordance with DIN 46228-1 and UL 486F
- With “Easy Entry” (conical insertion area)
- Plastic collar made of polypropylene
- Halogen-free
- Long-/short-term temperature: +105°C/+120°C

Type	Item no.	Cross-section range		b	d	h	i	j	k	Color	Pcs./Pkt.
		mm <sup>2</sup>	AWG								
AI 0,25-8 BU-B	3240250	0.25	24	12.5	2.2	8	0.25	0.15	0.8	Blue	1000
AI 0.25-8 YE-B	3240251	0.25	24	12.5	2.2	8	0.25	0.15	0.8	Yellow	1000
AI 0,34-8 TQ-B	3240249	0.34	22	12.5	2.2	8	0.25	0.15	0.8	Turquoise	1000
AI 0,5 - 8 WH-B	3201369	0.5	20	14	2.5	8	0.25	0.15	1.1	White	1000
AI 0,5 - 8 OG-B	3201563	0.5	20	14	2.5	8	0.25	0.15	1.1	Orange	1000
AI 0,75- 8 GY-B	3201372	0.75	18	14	2.8	8	0.25	0.15	1.3	Gray	1000
AI 0,75- 8 BU-B	3201547	0.75	18	14	2.8	8	0.25	0.15	1.3	Blue	1000
AI 0,75- 8 WH-B	3201576	0.75	18	14	2.8	8	0.25	0.15	1.3	White	1000
AI 1 - 8 RD-B	3201385	1	18	14	3	8	0.3	0.15	1.5	Red	1000
AI 1 - 8 YE-B	3201589	1	18	14	3	8	0.3	0.15	1.5	Yellow	1000
AI 1,5 - 8 BK-B	3201398	1.5	16	14	3.4	8	0.3	0.15	1.7	Black	1000
AI 1,5 - 8 RD-B	3201592	1.5	16	14	3.4	8	0.3	0.15	1.7	Red	1000
AI 2,5 - 8 BU-B	3201408	2.5	14	14	4.2	8	0.3	0.15	2.3	Blue	500
AI 2,5 - 8 GY-B	3201550	2.5	14	14	4.2	8	0.3	0.15	2.3	Gray	500

## Insulated ferrules as taped products (large coil)



- Taped design for automated production
- UL certified
- Made from tin-plated electrolytic copper
- Design in accordance with DIN 46228-1 and UL 486F
- With “Easy Entry” (conical insertion area)
- Plastic collar made of polypropylene
- Halogen-free
- Long-/short-term temperature: +105°C/+120°C

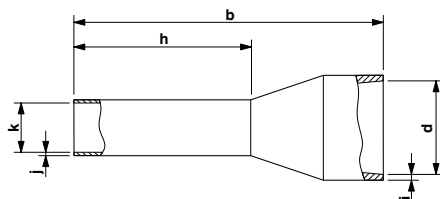

Type	Item no.	Cross-section range		b	d	h	i	j	k	Color	Pcs./Pkt.
		mm <sup>2</sup>	AWG								
AI 0,5-8 WH-B 3000	3240663	0.5	20	14	2.5	8	0.25	0.15	1.1	White	3000
AI 0,75-8 GY-B 3000	3240664	0.75	18	14	2.8	8	0.25	0.15	1.3	Gray	3000
AI 0,75-8 WH-B 3000	3240677	0.75	18	14	2.8	8	0.25	0.15	1.3	White	3000
AI 1-8 RD-B 3000	3240665	1	18	14	3	8	0.3	0.15	1.5	Red	3000
AI 1,5-8 BK-B 2500	3240666	1.5	16	14	3.4	8	0.3	0.15	1.8	Black	2500
AI 2,5-8 BU-B 1500	3240667	2.5	14	14	4.2	8	0.3	0.15	2.3	Blue	1500

# Ferrules

1  
2  
3  
4

Ferrules and crimp connectors

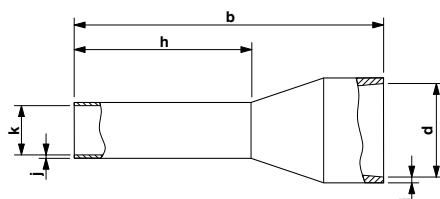

## Ferrules in strip form (CRIMPHANDY)



- Specifically for processing with our CF CRIMPHANDY
- UL certified
- Made from tin-plated electrolytic copper
- Design in accordance with DIN 46228-1 and UL 486F
- With “Easy Entry” (conical insertion area)
- Plastic collar made of polypropylene
- Halogen-free
- Long-/short-term temperature: +105°C/+120°C

Type	Item no.	Cross-section range		b	d	h	i	j	k	Color	Pcs./Pkt.
		mm <sup>2</sup>	AWG								
AI 0,5-8 WH-S	<a href="#">1212521</a>	0.5	20	14	2.5	8	0.25	0.15	1.1	White	1000
AI 0,5-8 OG-S	<a href="#">1212784</a>	0.5	20	14	2.5	8	0.25	0.15	1.1	Orange	1000
AI 0,75- 8 GY-S	<a href="#">1212522</a>	0.75	18	14	2.8	8	0.25	0.15	1.3	Gray	1000
AI 0,75- 8 WH-S	<a href="#">1212783</a>	0.75	18	14	2.8	8	0.25	0.15	1.3	White	1000
AI 0,75- 8 BU-S	<a href="#">1212785</a>	0.75	18	14	2.8	8	0.25	0.15	1.3	Blue	1000
AI 1,0-8 RD-S	<a href="#">1212523</a>	1	18	14	3	8	0.3	0.15	1.5	Red	1000
AI 1,0-8 YE-S	<a href="#">1212782</a>	1	18	14	3	8	0.3	0.15	1.5	Yellow	1000
AI 1,5-8 BK-S	<a href="#">1212524</a>	1.5	16	14	3.4	8	0.3	0.15	1.8	Black	1000
AI 1,5-8 RD-S	<a href="#">1212781</a>	1.5	16	14	3.4	8	0.3	0.15	1.8	Red	1000





## Ferrules in strip form (CRIMPFOX 4 IN 1)



- For processing with our CRIMPFOX 4 IN 1
- UL certified
- Made from tin-plated electrolytic copper
- Design in accordance with DIN 46228-1 and UL 486F
- With “Easy Entry” (conical insertion area)
- Plastic collar made of polypropylene
- Halogen-free
- Long-/short-term temperature: +105°C/+120°C

Type	Item no.	Cross-section range		b	d	h	i	j	k	Color	Pcs./Pkt.
		mm <sup>2</sup>	AWG								
AI 0,5-8 WH S1	<a href="#">1200104</a>	0.5	20	14	2.5	8	0.25	0.15	1.1	White	500
AI 0,75- 8 GY S1	<a href="#">1200105</a>	0.75	18	14	2.8	8	0.25	0.15	1.3	Gray	500
AI 0,75- 8 BU S1	<a href="#">1200163</a>	0.75	18	14	2.8	8	0.25	0.15	1.3	Blue	500
AI 1,0-8 RD S1	<a href="#">1200106</a>	1	18	14	3	8	0.3	0.15	1.5	Red	500
AI 1,5-8 BK S1	<a href="#">1200107</a>	1.5	16	14	3.4	8	0.3	0.15	1.8	Black	500
AI 2,5-8 BU S1	<a href="#">1200108</a>	2.5	14	14	4.2	8	0.3	0.15	2.3	Blue	400
AI 2,5-8 GY S1	<a href="#">1200164</a>	2.5	14	14	4.2	8	0.3	0.15	2.3	Gray	400

# Ferrules



Assortment boxes, equipped			
	<b>Information</b>		
	Type	Item no.	AI SORTI BOX ANT <span style="float: right;">3202973</span>
	Contents	Assortment box, equipped with ferrules in accordance with DIN 46228-4, 50 pcs. AI 4-10 GY, 20 pcs. AI 6-12 YE, AI 10-12 RD, 10 pcs. AI 16-12 BU  Ferrule AI 4 -10 GY <span style="float: right;">3200535</span> Ferrule AI 6 -12 YE <span style="float: right;">3200548</span> Ferrule AI 10 -12 RD <span style="float: right;">3200551</span> Ferrule AI 16 -12 BU <span style="float: right;">3200564</span>	
	<b>Information</b>		
	Type	Item no.	AI-TWIN SORTI BOX BU <span style="float: right;">3202986</span>
	Contents	Assortment box, equipped with TWIN ferrules in accordance with DIN 46228-4, 50 pcs. each AI-TWIN 2x0,5-8 WH, AI-TWIN 2x0,75-8 GY, AI-TWIN 2x1-8 RD, AI-TWIN 2x1,5-8 BK, 25 pcs. AI-TWIN 2x2,5-10 BU  Ferrule AI-TWIN 2X 0,5 - 8 WH <span style="float: right;">3200933</span> Ferrule AI-TWIN 2X 0.75 - 8 GY <span style="float: right;">3200807</span> Ferrule AI-TWIN 2X 1 - 8 RD <span style="float: right;">3200810</span> Ferrule AI-TWIN 2X 1,5 - 8 BK <span style="float: right;">3200823</span> Ferrule AI-TWIN 2X 2,5 -10 BU <span style="float: right;">3200836</span>	
	<b>Information</b>		
	Type	Item no.	AI SORTI BOX RD <span style="float: right;">3202960</span>
	Contents	Assortment box, equipped with ferrules in accordance with DIN 46228-4: 1990-09, 50 pcs. of each. AI 0,5-8 WH, AI 2,5-8 BU, 100 pcs. AI 0,75-8 GY, AI 1-8 RD, AI 1,5-8 BK  Ferrule AI 0.5 - 8 WH <span style="float: right;">3200014</span> Ferrule AI 0.75 - 8 GY <span style="float: right;">3200519</span> Ferrule AI 1 - 8 RD <span style="float: right;">3200030</span> Ferrule AI 1.5 - 8 BK <span style="float: right;">3200043</span> Ferrule AI 2.5 - 8 BU <span style="float: right;">3200522</span>	
	<b>Information</b>		
	Type	Item no.	AI-TWIN SORTI BOX GY <span style="float: right;">3202999</span>
	Contents	Assortment box, equipped with TWIN ferrules in accordance with DIN 46228-4, 20 pcs. AI-TWIN 2x4-12 GY, 10 pcs. AI-TWIN 2x6-14 YE, AI-TWIN 2x10-14 RD  Ferrule AI-TWIN 2X 4 -12 GY <span style="float: right;">3201000</span> Ferrule AI-TWIN 2X 6 -14 YE <span style="float: right;">3201013</span> Ferrule AI-TWIN 2X10 -14 RD <span style="float: right;">3201026</span>	





# Ferrules

1  
2  
3  
4

Ferrules and crimp connectors

Sets with ferrules and tools																																			
	<b>Information</b>																																		
	Type	Item no.	CRIMPSET 6 <span style="float: right;">1202072</span>																																
	Contents	Assortment box, metal, equipped with ferrules in accordance with DIN 46228-4: 1990-09, 500 of each. AI 0,25-6 YE, AI 0,34-6 TQ, AI 0,5-8 WH, AI 0,75-8 GY, AI 1-8 RD, AI 1,5-8 BK, 300 pcs. AI 2,5-8 BU, 200 pcs. AI 4-10 GY, 100 pcs. AI 6-12 YE, CRIMPFOX DUO 10, QUICK WIREFOX 6  <table border="0"> <tr><td>Ferrule</td><td>AI 0.25- 6 YE</td><td>3203024</td></tr> <tr><td>Ferrule</td><td>AI 0.34 6 TQ</td><td>3203053</td></tr> <tr><td>Ferrule</td><td>AI 0.5 - 8 WH</td><td>3200014</td></tr> <tr><td>Ferrule</td><td>AI 0.75 - 8 GY</td><td>3200519</td></tr> <tr><td>Ferrule</td><td>AI 1 - 8 RD</td><td>3200030</td></tr> <tr><td>Ferrule</td><td>AI 1.5 - 8 BK</td><td>3200043</td></tr> <tr><td>Ferrule</td><td>AI 2.5 - 8 BU</td><td>3200522</td></tr> <tr><td>Ferrule</td><td>AI 4 -10 GY</td><td>3200535</td></tr> <tr><td>Ferrule</td><td>AI 6 -12 YE</td><td>3200548</td></tr> <tr><td>Stripping tool</td><td>QUICK WIREFOX 6</td><td>1204384</td></tr> <tr><td>Crimping tool</td><td>CRIMPFOX DUO 10</td><td>1031721</td></tr> </table>		Ferrule	AI 0.25- 6 YE	3203024	Ferrule	AI 0.34 6 TQ	3203053	Ferrule	AI 0.5 - 8 WH	3200014	Ferrule	AI 0.75 - 8 GY	3200519	Ferrule	AI 1 - 8 RD	3200030	Ferrule	AI 1.5 - 8 BK	3200043	Ferrule	AI 2.5 - 8 BU	3200522	Ferrule	AI 4 -10 GY	3200535	Ferrule	AI 6 -12 YE	3200548	Stripping tool	QUICK WIREFOX 6	1204384	Crimping tool	CRIMPFOX DUO 10
Ferrule	AI 0.25- 6 YE	3203024																																	
Ferrule	AI 0.34 6 TQ	3203053																																	
Ferrule	AI 0.5 - 8 WH	3200014																																	
Ferrule	AI 0.75 - 8 GY	3200519																																	
Ferrule	AI 1 - 8 RD	3200030																																	
Ferrule	AI 1.5 - 8 BK	3200043																																	
Ferrule	AI 2.5 - 8 BU	3200522																																	
Ferrule	AI 4 -10 GY	3200535																																	
Ferrule	AI 6 -12 YE	3200548																																	
Stripping tool	QUICK WIREFOX 6	1204384																																	
Crimping tool	CRIMPFOX DUO 10	1031721																																	
	<b>Information</b>																																		
	Type	Item no.	CRIMPSET 25 <span style="float: right;">1202580</span>																																
	Contents	Assortment box, metal, equipped with ferrules in accordance with DIN 46228-4, 300 pcs. AI 10-12 RD, 200 pcs. AI 16-12 BU, 100 pcs. AI 25-16 YE, as well as WIREFOX-D 40 stripping blade and CRIMPFOX 25R crimping pliers  <table border="0"> <tr><td>Ferrule</td><td>AI 10 -12 RD</td><td>3200551</td></tr> <tr><td>Ferrule</td><td>AI 16 -12 BU</td><td>3200564</td></tr> <tr><td>Ferrule</td><td>AI 25 -16 YE</td><td>3200577</td></tr> <tr><td>Stripping tool</td><td>WIREFOX-D 40</td><td>1212161</td></tr> <tr><td>Crimping tool</td><td>CRIMPFOX 25R</td><td>1212039</td></tr> </table>		Ferrule	AI 10 -12 RD	3200551	Ferrule	AI 16 -12 BU	3200564	Ferrule	AI 25 -16 YE	3200577	Stripping tool	WIREFOX-D 40	1212161	Crimping tool	CRIMPFOX 25R	1212039																	
Ferrule	AI 10 -12 RD	3200551																																	
Ferrule	AI 16 -12 BU	3200564																																	
Ferrule	AI 25 -16 YE	3200577																																	
Stripping tool	WIREFOX-D 40	1212161																																	
Crimping tool	CRIMPFOX 25R	1212039																																	

Assortment box, empty			
	<b>Information</b>		
	Type	Item no.	AI SORTI BOX-E LGY <span style="float: right;">3203008</span>
Contents	Assortment box, empty, color: light gray		
	<b>Information</b>		
	Type	Item no.	CRIMPSET 6/25 LEER <span style="float: right;">1204041</span>
Contents	Assortment box, metal, empty		

Ferrules and crimp connectors

## Crimp connectors

Crimp connections are used in all areas of industry and trade. They guarantee high-quality electrical connections with long-term stability. Our comprehensive product range includes high-quality and standard-compliant crimp connectors in various versions and designs as well as colors and sizes.



Optimum crimp connections in combination with our hand tools and automatic tools.

# Crimp connectors



## Ring cable lugs

Ring cable lugs provide a secure and permanent connection to screw terminal blocks. They are ideal for applications where a high tensile strength is required and cover a wide range of applications, for example, in distribution boxes and connection terminal blocks.



## Fork-type cable lugs

Fork-type cable lugs are designed for easy mounting, as they can be pushed onto the bolt without the screw being completely removed. They are ideal for connections that require frequent maintenance or fast connection replacements.



## Pin cable lugs

Pin cable lugs are used to securely attach conductors to clamping spaces, especially where a round contact surface is preferred. They are ideal for use in devices with spring-cage terminal blocks or other connection technologies that require a round pin.




## Slip-on connectors

Slip-on connectors enable quick and tool-free connection and separation of electrical components. They are always used when a reliable yet detachable connection is required.



## Butt connectors

Butt connectors are used to connect two conductor ends to each other and to create a safe, electrically conductive connection. For example, they are ideal for repairs or extensions of cables that require a simple and reliable connection.

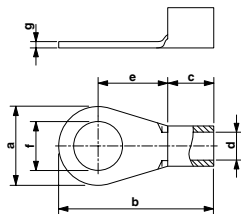


## Cable lugs with additional crimp zone for conductor insulation

In addition to a mechanical connection of the conductor, these cable lugs also provide an additional crimp zone that includes the insulation of the conductor, thereby providing additional support and bend protection. They are particularly useful in applications where additional protection of the insulation against vibrations or tensile forces is required.

# Crimp connectors

## Ring cable lugs, uninsulated, in accordance with DIN 46234



- Design in accordance with DIN 46234
- Brazed
- Tin-plated
- Temperature range ...+110°C

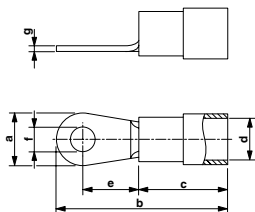
Type	Item no.	Cross-section range		a	b	c	d	e	f	g	Pcs./Pkt.
		mm <sup>2</sup>	AWG								
C-RC 1/M2,5 DIN	3240069	0.5 ... 1	20 ... 18	6	14	5	1.6	6	2.8	0.8	100
C-RC 1/M3 DIN	3240070	0.5 ... 1	20 ... 18	6	14	5	1.6	6	3.2	0.8	100
C-RC 1/M3,5 DIN	3240071	0.5 ... 1	20 ... 18	6	14	5	1.6	6	3.7	0.8	100
C-RC 1/M4 DIN	3240072	0.5 ... 1	20 ... 18	8	16	5	1.6	7	4.3	0.8	100
C-RC 1/M5 DIN	3240073	0.5 ... 1	20 ... 18	10	18	5	1.6	8	5.3	0.8	100
C-RC 1/M6 DIN	3240074	0.5 ... 1	20 ... 18	10	19.5	5	1.6	8	6.5	0.8	100
C-RC 1/M8 DIN	3240075	0.5 ... 1	20 ... 18	11.6	21.5	5	1.6	12	8.4	0.8	100
C-RC 2,5/M3 DIN	3240076	1 ... 2.5	18 ... 14	6	14	5	2.3	6	3.2	0.8	100
C-RC 2,5/M3,5 DIN	3240077	1 ... 2.5	18 ... 14	6	14	5	2.3	6	3.7	0.8	100
C-RC 2,5/M4 DIN	3240078	1 ... 2.5	18 ... 14	8	16	5	2.3	7	4.3	0.8	100
C-RC 2,5/M5 DIN	3240079	1 ... 2.5	18 ... 14	10	19	5	2.3	9	5.3	0.8	100
C-RC 2,5/M6 DIN	3240080	1 ... 2.5	18 ... 14	11	21.5	5	2.3	11	6.5	0.8	100
C-RC 2,5/M8 DIN	3240081	1 ... 2.5	18 ... 14	14	24	5	2.3	12	8.4	0.8	100
C-RC 2,5/M10 DIN	3240082	1 ... 2.5	18 ... 14	18	28	5	2.3	12	10.5	0.8	100
C-RC 6/M4 DIN	3240083	2.6 ... 6	12 ... 10	8	18	6	3.6	8	4.3	1	50
C-RC 6/M5 DIN	3240084	2.6 ... 6	12 ... 10	10	20	6	3.6	9	5.3	1	50
C-RC 6/M6 DIN	3240085	2.6 ... 6	12 ... 10	11	21.5	6	3.6	10	6.5	1	50
C-RC 6/M8 DIN	3240086	2.6 ... 6	12 ... 10	14	26	6	3.6	13	8.4	1	50
C-RC 6/M10 DIN	3240087	2.6 ... 6	12 ... 10	18	30	6	3.6	15	10.5	1	50
C-RC 6/M12 DIN	3240088	2.6 ... 6	12 ... 10	19	32.5	6	3.6	20	13	1	50
C-RC 10/M5 DIN	3240089	10	8	10	21	8	4.5	8	5.3	1.1	100
C-RC 10/M6 DIN	3240090	10	8	11	22.5	8	4.5	9	6.5	1.1	100
C-RC 10/M8 DIN	3240091	10	8	14	27	8	4.5	12	8.4	1.1	100
C-RC 10/M10 DIN	3240092	10	8	18	30	8	4.5	13	10.5	1.1	100
C-RC 10/M12 DIN	3240093	10	8	22	34	8	4.5	15	13	1.1	100
C-RC 16/M5 DIN	3240094	16	6	11	25.5	10	5.8	10	5.3	1.1	100
C-RC 16/M6 DIN	3240095	16	6	11	25.5	10	5.8	10	6.5	1.2	100
C-RC 16/M8 DIN	3240096	16	6	14	29	10	5.8	12	8.4	1.2	100
C-RC 16/M10 DIN	3240097	16	6	18	33	10	5.8	14	10.5	1.2	100
C-RC 16/M12 DIN	3240098	16	6	22	37	10	5.8	16	13	1.2	100
C-RC 25/M5 DIN	3240099	25	4	12	31	11	7.5	14	5.3	1.5	100

# Crimp connectors

Type	Item no.	Cross-section range		a	b	c	d	e	f	g	Pcs./Pkt.
		mm <sup>2</sup>	AWG								
C-RC 25/M6 DIN	3240100	25	4	12	31	11	7.5	14	6.5	1.5	100
C-RC 25/M8 DIN	3240101	25	4	16	33	11	7.5	14	8.4	1.5	100
C-RC 25/M10 DIN	3240102	25	4	18	35	11	7.5	15	10.5	1.5	100
C-RC 25/M12 DIN	3240103	25	4	22	42	11	7.5	20	13	1.5	100
C-RC 25/M16 DIN	3240104	25	4	28	49	11	7.5	25	17	1.5	100
C-RC 35/M6 DIN	3240105	35	2	15	33.5	12	9	14	6.5	1.6	100
C-RC 35/M8 DIN	3240106	35	2	16	34	12	9	14	8.4	1.6	100
C-RC 35/M10 DIN	3240107	35	2	18	36	12	9	15	10.5	1.6	100
C-RC 35/M12 DIN	3240108	35	2	22	42	12	9	19	13	1.6	100
C-RC 35/M16 DIN	3240109	35	2	28	50	12	9	24	17	1.6	100
C-RC 50/M6 DIN	3240110	50	1/0	18	43	16	11	18	6.5	1.8	100
C-RC 50/M8 DIN	3240111	50	1/0	18	43	16	11	18	8.4	1.8	100
C-RC 50/M10 DIN	3240112	50	1/0	18	43	16	11	18	10.5	1.8	100
C-RC 50/M12 DIN	3240113	50	1/0	22	47	16	11	20	13	1.8	100
C-RC 50/M16 DIN	3240114	50	1/0	28	54	16	11	24	17	1.8	100
C-RC 70/M6 DIN	3240115	70	2/0	22	49	18	13	20	6.5	2	100
C-RC 70/M8 DIN	3240116	70	2/0	22	49	18	13	20	8.4	2	100
C-RC 70/M10 DIN	3240117	70	2/0	22	49	18	13	20	10.5	2	100
C-RC 70/M12 DIN	3240118	70	2/0	22	49	18	13	20	13	2	100
C-RC 70/M16 DIN	3240119	70	2/0	28	56	18	13	24	17	2	100
C-RC 95/M8 DIN	3240120	95	3/0	24	54	20	15	22	8.4	2.5	50
C-RC 95/M10 DIN	3240121	95	3/0	24	54	20	15	22	10.5	2.5	50
C-RC 95/M12 DIN	3240122	95	3/0	24	54	20	15	22	13	2.5	50
C-RC 95/M16 DIN	3240123	95	3/0	28	58	20	15	24	17	2.5	50
C-RC 120/M8 DIN	3240124	120	250 MCM	24	56	22	16.5	22	8.4	3	25
C-RC 120/M10 DIN	3240125	120	250 MCM	24	56	22	16.5	22	10.5	3	25
C-RC 120/M12 DIN	3240126	120	250 MCM	24	56	22	16.5	22	13	3	25
C-RC 120/M16 DIN	3240127	120	250 MCM	28	62	22	16.5	26	17	3	25
C-RC 150/M10 DIN	3240128	150	300 MCM	30	65	24	19	26	10.5	3.2	25
C-RC 150/M12 DIN	3240129	150	300 MCM	30	65	24	19	26	13	3.2	25
C-RC 150/M16 DIN	3240130	150	300 MCM	30	65	24	19	26	17	3.2	25
C-RC 185/M10 DIN	3240131	185	350 MCM	36	68	28	21	22	10.5	3.5	20
C-RC 185/M12 DIN	3240132	185	350 MCM	36	68	28	21	22	13	3.5	20
C-RC 185/M16 DIN	3240133	185	350 MCM	36	68	28	21	22	17	3.5	20
C-RC 240/M10 DIN	3240134	240	500 MCM	38	75	32	23.5	24	10.5	4	10
C-RC 240/M12 DIN	3240135	240	500 MCM	38	75	32	23.5	24	13	4	10
C-RC 240/M16 DIN	3240136	240	500 MCM	38	75	32	23.5	24	17	4	10

# Crimp connectors

## Ring cable lugs, insulated

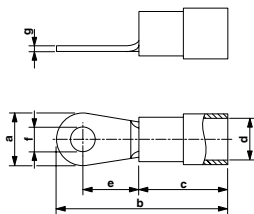


- Halogen-free
- With "Easy Entry" (conical insertion area)
- Brazed
- PA-insulated
- Tin-plated
- Temperature range: -20°C ... +105°C
- Flammability rating V2 in accordance with UL 94

Type	Item no.	Cross-section range		a	b	c	d	e	f	g	Color	Pcs./Pkt.
		mm <sup>2</sup>	AWG									
C-RCI 1,5/M3	3240016	0.5 ... 1.5	20 ... 16	5.5	17.5	10.5	4.1	4.3	3.2	0.75	Red	100
C-RCI 1,5/M3,5	3240017	0.5 ... 1.5	20 ... 16	6.6	20.4	10.5	4.1	6.6	3.7	0.75	Red	100
C-RCI 1,5/M4	3240018	0.5 ... 1.5	20 ... 16	8	21.7	10.5	4.1	7.3	4.3	0.75	Red	100
C-RCI 1,5/M5	3240019	0.5 ... 1.5	20 ... 16	8	21.7	10.5	4.1	7.3	5.3	0.75	Red	100
C-RCI 1,5/M6	3240020	0.5 ... 1.5	20 ... 16	11.6	27.6	10.5	4.1	11.2	6.5	0.75	Red	100
C-RCI 2,5/M3	3240021	1.5 ... 2.5	16 ... 14	6.6	20.6	11	4.5	7.8	3.2	0.8	Blue	100
C-RCI 2,5/M3,5	3240022	1.5 ... 2.5	16 ... 14	6.6	20.6	11	4.5	6.3	3.7	0.8	Blue	100
C-RCI 2,5/M4	3240023	1.5 ... 2.5	16 ... 14	8.5	23	11	4.5	7.8	4.3	0.8	Blue	100
C-RCI 2,5/M5	3240024	1.5 ... 2.5	16 ... 14	9.5	23	11	4.5	7.3	5.3	0.8	Blue	100
C-RCI 2,5/M6	3240025	1.5 ... 2.5	16 ... 14	12	28.1	11	4.5	11	6.5	0.8	Blue	50
C-RCI 2,5/M8	3240026	1.5 ... 2.5	16 ... 14	12	28.1	11	4.5	11	8.5	0.8	Blue	50
C-RCI 6/M4	3240027	4 ... 6	12 ... 10	9.5	26.7	14	6.6	8	4.3	1	Yellow	50
C-RCI 6/M5	3240028	4 ... 6	12 ... 10	9.5	26.7	14	6.6	8	5.3	1	Yellow	50
C-RCI 6/M6	3240029	4 ... 6	12 ... 10	12	32.7	14	6.6	12.7	6.5	1	Yellow	25
C-RCI 6/M8	3240030	4 ... 6	12 ... 10	15	34.9	14	6.6	13.4	8.5	1	Yellow	25
C-RCI 6/M10	3240031	4 ... 6	12 ... 10	15	34.9	14	6.6	13.4	10.5	1	Yellow	25
C-RCI 10/M5	3240219	10	8	8.8	31.3	16	8	10.9	5.3	1.1	Red	50
C-RCI 10/M6	3240220	10	8	12	31.3	16	8	9	6.5	1.1	Red	50
C-RCI 10/M8	3240221	10	8	15	37.3	16	8	13.8	8.4	1.1	Red	50
C-RCI 10/M10	3240222	10	8	15	37.3	16	8	13.8	10.5	1.1	Red	50

# Crimp connectors

## Ring cable lugs, insulated, with additional crimp zone

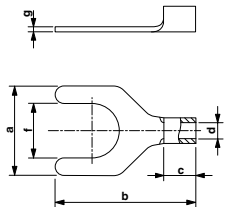


- Halogen-free
- Conical conductor entry
- Brazed
- PA-insulated
- With copper sleeve incorporated, for insulation crimp
- Tin-plated
- Temperature range: -20°C ... +105°C
- Flammability rating V2 in accordance with UL 94

Type	Item no.	Cross-section range		a	b	c	d	e	f	g	Color	Pcs./Pkt.
		mm <sup>2</sup>	AWG									
C-RCEI 1,5/M3	3241201	0.5 ... 1.5	20 ... 16	5.5	17.7	11	4.1	4	3.2	0.75	Red	100
C-RCEI 1,5/M3,5	3241202	0.5 ... 1.5	20 ... 16	6.6	20.6	11	4.1	6.3	3.7	0.75	Red	100
C-RCEI 1,5/M4	3241203	0.5 ... 1.5	20 ... 16	8	22	11	4.1	7	4.3	0.75	Red	100
C-RCEI 1,5/M5	3241204	0.5 ... 1.5	20 ... 16	8	22	11	4.1	7	5.3	0.75	Red	100
C-RCEI 1,5/M6	3241205	0.5 ... 1.5	20 ... 16	11.6	27.9	11	4.1	11.1	6.5	0.75	Red	100
C-RCEI 2,5/M3,5	3241206	1.5 ... 2.5	16 ... 14	6.6	20.6	11	4.5	6.3	3.7	0.8	Blue	100
C-RCEI 2,5/M4	3241207	1.5 ... 2.5	16 ... 14	8.5	23	11	4.5	7.8	4.3	0.8	Blue	100
C-RCEI 2,5/M5	3241208	1.5 ... 2.5	16 ... 14	9.5	23	11	4.5	7.3	5.3	0.8	Blue	100
C-RCEI 2,5/M6	3241209	1.5 ... 2.5	16 ... 14	12	28	11	4.5	11	6.5	0.8	Blue	100
C-RCEI 2,5/M8	3241210	1.5 ... 2.5	16 ... 14	12	28	11	4.5	11	8.4	0.8	Blue	100
C-RCEI 6/M5	3241211	4 ... 6	12 ... 10	9.5	26	13	6.5	8.3	5.3	1	Yellow	100
C-RCEI 6/M6	3241212	4 ... 6	12 ... 10	12	29.5	13	6.5	10.5	6.5	1	Yellow	100
C-RCEI 6/M8	3241213	4 ... 6	12 ... 10	15	34.2	13	6.5	13.7	8.4	1	Yellow	100
C-RCEI 6/M10	3241214	4 ... 6	12 ... 10	15	34.2	13	6.5	13.7	10.5	1	Yellow	100

# Crimp connectors

## Fork-type cable lugs, uninsulated, DIN 46234



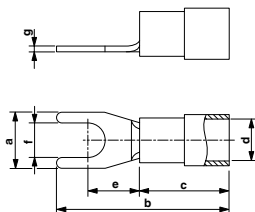
- Design in accordance with DIN 46234
- Brazed
- Tin-plated
- Temperature range ... +110°C

Type	Item no.	Cross-section range		a	b	c	d	e	f	g	Pcs./Pkt.
		mm <sup>2</sup>	AWG								
C-FC 1,5/M3	3240137	0.5 ... 1.5	20 ... 16	5.7	16	4.5	1.9	7.2	3.2	0.75	100
C-FC 1,5/M3,5	3240138	0.5 ... 1.5	20 ... 16	6.2	16	4.5	1.9	7.2	3.7	0.75	100
C-FC 1,5/M4	3240139	0.5 ... 1.5	20 ... 16	7.2	16	4.5	1.9	7.2	4.3	0.75	100
C-FC 1,5/M5	3240140	0.5 ... 1.5	20 ... 16	8	16	4.5	1.9	6.5	5.3	0.75	100
C-FC 1,5/M6	3240141	0.5 ... 1.5	20 ... 16	10.7	16	4.5	1.9	8	6.4	0.8	100
C-FC 2,5/M3	3240142	1.5 ... 2.5	16 ... 14	5.7	16	4.8	2.5	6.5	3.2	0.8	100
C-FC 2,5/M3,5	3240143	1.5 ... 2.5	16 ... 14	6.2	16	4.8	2.5	6.5	3.7	0.8	100
C-FC 2,5/M4	3240144	1.5 ... 2.5	16 ... 14	7.2	16	4.8	2.5	6.5	4.3	0.8	100
C-FC 2,5/M5	3240145	1.5 ... 2.5	16 ... 14	8	16	4.8	2.5	6.5	5.3	0.8	100
C-FC 2,5/M6	3240146	1.5 ... 2.5	16 ... 14	10.7	17	4.8	2.5	7.6	6.4	0.8	100
C-FC 2,5/M8	3240147	1.5 ... 2.5	16 ... 14	13.5	22.1	4.8	2.5	7.6	8.4	0.8	100
C-FC 6/M4	3240148	2.6 ... 6	12 ... 10	8.2	19.5	6.5	3.6	7.5	4.3	1	50
C-FC 6/M5	3240149	2.6 ... 6	12 ... 10	9	19.5	6.5	3.6	8	5.3	1	50
C-FC 6/M6	3240150	2.6 ... 6	12 ... 10	12	23	6.5	3.6	9.5	6.4	1	50
C-FC 6/M8	3240151	2.6 ... 6	12 ... 10	13.5	25	6.5	3.6	12	8.4	1	50



# Crimp connectors

## Fork-type cable lugs, insulated

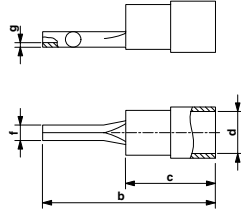


- Halogen-free
- With "Easy Entry" (conical insertion area)
- Brazed
- PA-insulated
- Tin-plated
- Temperature range: -20°C ... +105°C
- Flammability rating V2 in accordance with UL 94

Type	Item no.	Cross-section range		a	b	c	d	e	f	g	Color	Pcs./Pkt.
		mm <sup>2</sup>	AWG									
C-FCI 1,5/M3	3240032	0.5 ... 1.5	20 ... 16	5.7	22	10.5	4.1	7.2	3.2	0.75	Red	100
C-FCI 1,5/M3,5	3240033	0.5 ... 1.5	20 ... 16	5.7	22	10.5	4.1	7.2	3.7	0.75	Red	100
C-FCI 1,5/M4	3240034	0.5 ... 1.5	20 ... 16	7.2	22	10.5	4.1	7.2	4.3	0.75	Red	100
C-FCI 1,5/M5	3240035	0.5 ... 1.5	20 ... 16	8	22	10.5	4.1	6.5	5.3	0.75	Red	100
C-FCI 1,5/M6	3240036	0.5 ... 1.5	20 ... 16	10.7	23	10.5	4.1	8	6.5	0.75	Red	100
C-FCI 2,5/M3	3240037	1.5 ... 2.5	16 ... 14	5.7	22	11	4.5	6.5	3.2	0.8	Blue	100
C-FCI 2,5/M3,5	3240038	1.5 ... 2.5	16 ... 14	5.7	22	11	4.5	6.5	3.7	0.8	Blue	100
C-FCI 2,5/M4	3240039	1.5 ... 2.5	16 ... 14	7.2	22	11	4.5	6.5	4.3	0.8	Blue	100
C-FCI 2,5/M5	3240040	1.5 ... 2.5	16 ... 14	8	22	11	4.5	6.5	5.3	0.8	Blue	50
C-FCI 2,5/M6	3240041	1.5 ... 2.5	16 ... 14	10.7	23	11	4.5	7.6	6.5	0.8	Blue	50
C-FCI 6/M4	3240042	4 ... 6	12 ... 10	8.2	26.7	14	6.6	7.5	4.3	1	Yellow	50
C-FCI 6/M5	3240043	4 ... 6	12 ... 10	9	26.7	14	6.6	8	5.3	1	Yellow	50
C-FCI 6/M6	3240044	4 ... 6	12 ... 10	12	30.7	14	6.6	9.9	6.5	1	Yellow	25
C-FCI 6/M8	3240045	4 ... 6	12 ... 10	13.5	32.6	14	6.6	11.5	8.5	1	Yellow	25

# Crimp connectors

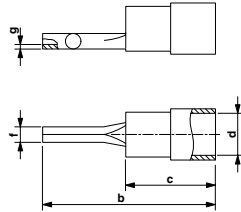
## Pin cable lugs, insulated



- Halogen-free
- With “Easy Entry” (conical insertion area)
- Brazed
- PA-insulated
- Tin-plated
- Temperature range: -20°C ... +105°C
- Flammability rating V2 in accordance with UL 94

Type	Item no.	Cross-section range		b	c	d	f	g	Color	Pcs./Pkt.
		mm <sup>2</sup>	AWG							
C-PCI 1,5/2	3240064	0.5 ... 1.5	20 ... 16	22.5	10.5	4.1	2	0.75	Red	100
C-PCI 2,5/2	3240066	1.5 ... 2.5	16 ... 14	23.5	11	4.5	2	0.8	Blue	100
C-PCI 6/2,7	3240068	4 ... 6	12 ... 10	27.5	14	6.6	2.7	0.8	Yellow	50

## Pin cable lugs, insulated, with additional crimp zone

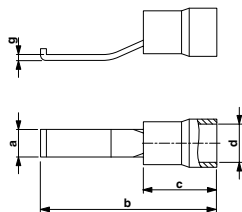


- Halogen-free
- With “Easy Entry” (conical insertion area)
- Brazed
- PA-insulated
- With copper sleeve incorporated, for insulation crimp
- Tin-plated
- Temperature range: -20°C ... +105°C

Type	Item no.	Cross-section range		b	c	d	f	g	Color	Pcs./Pkt.
		mm <sup>2</sup>	AWG							
C-PCEI 1,5/2	3241215	0.5 ... 1.5	20 ... 16	21.5	11	4.1	1.9	0.75	Red	100
C-PCEI 2,5/2	3241216	1.5 ... 2.5	16 ... 14	21.5	11	4.5	1.9	0.8	Blue	100
C-PCEI 6/2	3241217	4 ... 6	12 ... 10	23.5	13	6.5	2.8	0.8	Yellow	100

# Crimp connectors

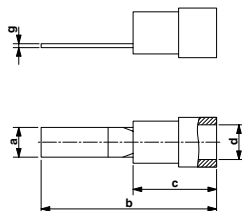
## Flat pin cable lugs with hooks, insulated



- Halogen-free
- With “Easy Entry” (conical insertion area)
- Brazed
- PA-insulated
- Tin-plated
- Temperature range: -20°C ... +105°C
- Flammability rating V2 in accordance with UL 94

Type	Item no.	Cross-section range		a	b	c	d	g	Color	Pcs./Pkt.
		mm <sup>2</sup>	AWG							
C-BCI 1,5/2,8	3240015	0.5 ... 1.5	20 ... 16	2.8	18	10.5	4	0.8	Red	100
C-BCI 1,5/4,6	3240568	0.5 ... 1.5	20 ... 16	4.6	28	10.5	4	0.8	Red	100
C-BCI 2,5/2,8	3240046	1.5 ... 2.5	16 ... 14	2.8	28.5	11	4.5	0.8	Blue	100
C-BCI 2,5/4,6	3240569	1.5 ... 2.5	16 ... 12	4.6	28.5	11	4.5	0.8	Blue	100
C-BCI 6/2,8	3240047	4 ... 6	12 ... 10	2.8	32	14	6.5	0.8	Yellow	50
C-BCI 6/4,6	3240570	4 ... 6	12 ... 10	4.6	32	14	6.5	1	Yellow	50

## Flat pin cable lugs, straight, insulated

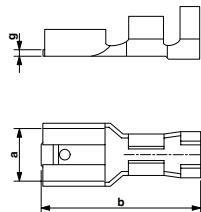


- Halogen-free
- With “Easy Entry” (conical insertion area)
- Brazed
- PA-insulated
- Tin-plated
- Temperature range: -20°C ... +105°C
- Flammability rating V2 in accordance with UL 94

Type	Item no.	Cross-section range		a	b	c	d	g	Color	Pcs./Pkt.
		mm <sup>2</sup>	AWG							
C-BCSI 1,5/9X2,8	3240531	0.5 ... 1.5	20 ... 16	2.8	19.5	10.5	4.1	0.75	Red	100
C-BCSI 2,5/9X2,8	3240532	1.5 ... 2.5	16 ... 14	2.8	20	11	4.5	0.8	Blue	100
C-BCSI 6/10X2,8	3240546	4 ... 6	12 ... 10	2.8	24	14	6.6	1	Yellow	100
C-BCSI 6/18X4,5	3240533	4 ... 6	12 ... 10	4.5	32	14	6.6	1	Yellow	50

# Crimp connectors

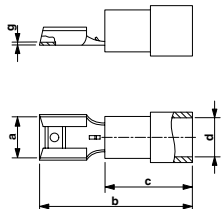
## Slip-on sleeves, uninsulated, in accordance with DIN 46247 and spade connectors, uninsulated, in accordance with DIN 46248



- Manufactured in accordance with DIN 46247
- Crimp area with embossing
- Tin-plated
- Temperature range ... +110°C

Type	Item no.	Cross-section range		a	b	g	Pcs./Pkt.
		mm <sup>2</sup>	AWG				
C-SCF 1/2,8X0,5	3240152	0.5 ... 1	20 ... 18	2.8	14.5	0.3	100
C-SCF 1/2,8X0,8	3240153	0.5 ... 1	20 ... 18	2.8	12.5	0.3	100
C-SCF 1,5/4,8X0,5	3240154	0.5 ... 1.5	20 ... 16	4.8	15.6	0.4	100
C-SCF 1,5/4,8X0,8	3240155	0.5 ... 1.5	20 ... 16	4.8	15.6	0.4	100
C-SCF 1,5/6,3X0,8	3240156	0.5 ... 1.5	20 ... 16	6.3	19.2	0.4	100
C-SCF 2,5/4,8X0,5	3240157	1.5 ... 2.5	16 ... 14	4.8	16	0.4	100
C-SCF 2,5/4,8X0,8	3240158	1.5 ... 2.5	16 ... 14	4.8	15.9	0.4	100
C-SCF 2,5/6,3X0,8	3240159	1.5 ... 2.5	16 ... 14	6.3	19.2	0.4	100
C-SCF 6/6,3X0,8	3240160	4 ... 6	12 ... 10	6.3	19.2	0.4	100
C-SCM 1,5/6,3X0,8	3240161	0.5 ... 1.5	20 ... 16	6.3	19	0.8	100
C-SCM 2,5/6,3X0,8	3240162	1.5 ... 2.5	16 ... 14	6.3	20	0.8	100

## Slip-on sleeves and spade connectors, insulated

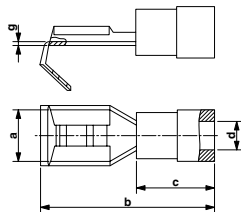


- Halogen-free
- With "Easy Entry" (conical insertion area)
- Brazed
- PA-insulated
- Tin-plated
- Temperature range: -20°C ... +105°C
- Flammability rating V2 in accordance with UL 94

Type	Item no.	Cross-section range		a	b	c	d	g	Color	Pcs./Pkt.
		mm <sup>2</sup>	AWG							
C-SCFI 1,5/2,8X0,5	3240048	0.5 ... 1.5	20 ... 16	2.8	18.5	10.5	4.1	0.25	Red	100
C-SCFI 1,5/2,8X0,8	3240049	0.5 ... 1.5	20 ... 16	2.8	18.5	10.5	4.1	0.25	Red	100
C-SCFI 1,5/4,8X0,5	3240050	0.5 ... 1.5	20 ... 16	4.8	19.5	10.5	4.1	0.4	Red	100
C-SCFI 1,5/4,8X0,8	3240051	0.5 ... 1.5	20 ... 16	4.8	19.5	10.5	4.1	0.4	Red	100
C-SCFI 1,5/6,3X0,8	3240052	0.5 ... 1.5	20 ... 16	6.3	20	10.5	4.1	0.4	Red	100
C-SCFI 2,5/4,8X0,5	3240053	1.5 ... 2.5	16 ... 14	4.8	20	11	5	0.4	Blue	50
C-SCFI 2,5/4,8X0,8	3240054	1.5 ... 2.5	16 ... 14	4.8	20	11	5	0.4	Blue	50
C-SCFI 2,5/6,3X0,8	3240055	1.5 ... 2.5	16 ... 14	6.3	21.5	11	5	0.4	Blue	50
C-SCFI 6/6,3X0,8	3240056	4 ... 6	12 ... 10	6.3	25	14	6.6	0.4	Yellow	50
C-SCMI 1,5/6,3X0,8	3240058	0.5 ... 1.5	20 ... 16	6.3	22	10.5	4.1	0.8	Red	100
C-SCMI 2,5/6,3X0,8	3240059	1.5 ... 2.5	16 ... 14	6.3	22.5	11	4.5	0.8	Blue	50
C-SCMI 6/6,3X0,8	3240060	4 ... 6	20 ... 10	6.3	24.5	14	6.6	0.8	Yellow	50

# Crimp connectors

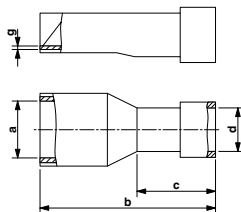
## Slip-on distributors, insulated



- Halogen-free
- With "Easy Entry" (conical insertion area)
- Brazed
- PA-insulated
- Tin-plated
- Temperature range: -20°C ... +105°C
- Flammability rating V2 in accordance with UL 94

Type	Item no.	Cross-section range		a	b	c	d	g	Color	Pcs./Pkt.
		mm <sup>2</sup>	AWG							
C-SCFMI 1,5/6,3X0,8	3240529	0.5 ... 1.5	20 ... 16	6.3	22.5	10.5	41	0.4	Red	50
C-SCFMI 2,5/6,3X0,8	3240530	1.5 ... 2.5	16 ... 14	6.3	23	11	11	0.4	Blue	50

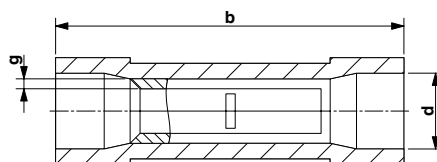
## Slip-on sleeves, fully insulated



- Halogen-free
- With "Easy Entry" (conical insertion area)
- Brazed
- PA-insulated
- Tin-plated
- Temperature range: -20°C ... +105°C
- Flammability rating V2 in accordance with UL 94

Type	Item no.	Cross-section range		a	b	c	d	g	Color	Pcs./Pkt.
		mm <sup>2</sup>	AWG							
C-SCFFI 1,5/2,8X0,5	3240534	0.5 ... 1.5	20 ... 16	2.8	19	10.5	4.3	0.25	Red	50
C-SCFFI 1,5/2,8X0,8	3240535	0.5 ... 1.5	20 ... 16	2.8	19	10.5	4.3	0.25	Red	50
C-SCFFI 1,5/4,8X0,5	3240536	0.5 ... 1.5	20 ... 16	4.8	19.5	10.5	4.3	0.4	Red	50
C-SCFFI 1,5/4,8X0,8	3240537	0.5 ... 1.5	20 ... 16	4.8	19.5	10.5	4.3	0.4	Red	50
C-SCFFI 1,5/6,3X0,8	3240538	0.5 ... 1.5	20 ... 16	6.3	21.5	10.5	4.3	0.4	Red	50
C-SCFFI 2,5/4,8X0,5	3240539	1.5 ... 2.5	16 ... 14	4.8	20	11	5	0.4	Blue	50
C-SCFFI 2,5/4,8X0,8	3240540	1.5 ... 2.5	16 ... 14	4.8	20	11	5	0.4	Blue	50
C-SCFFI 2,5/6,3X0,8	3240547	1.5 ... 2.5	16 ... 14	6.3	22	11	5	0.4	Blue	25
C-SCFFI 6/6,3X0,8	3240541	4 ... 6	12 ... 10	6.3	26	14	6.6	0.4	Yellow	25

## Butt connectors, fully insulated



- Halogen-free
- With "Easy Entry" (conical insertion area)
- With conductor protection against pushing through
- PA-insulated
- Tin-plated
- Temperature range: -20°C ... +105°C
- Flammability rating V2 in accordance with UL 94

Type	Item no.	Cross-section range		b	d	g	Color	Pcs./Pkt.
		mm <sup>2</sup>	AWG					
C-JCI 1,5	3240061	0.5 ... 1.5	20 ... 16	25	4	0.75	Red	50
C-JCI 2,5	3240062	1.5 ... 2.5	16 ... 14	25.5	4.5	0.8	Blue	50
C-JCI 6	3240063	4 ... 6	12 ... 10	27.5	6.5	1	Yellow	25

## Open communication with customers and partners worldwide

Phoenix Contact is a global market leader based in Germany. We are known for producing forward-thinking products and solutions for the comprehensive electrification, networking, and automation of all sectors of the economy and infrastructure. With a global network, we maintain close relationships with our customers, something we believe is essential for our common success.

You can find your local partner at  
[phoenixcontact.com](https://phoenixcontact.com)

